SINCE 1945 KEYSTONE LIGHT MADE EASY

XFiT | ACCESSORIES LED AREA LIGHTS

KTS-MW3-12V-PKO /X

LED MICROWAVE OCCUPANCY/DAYLIGHT SENSOR

DESCRIPTION

LED Microwave Occupancy/Daylight Sensor | Pre-wired for Quick Installation | Performance Parameters Set by Remote Control (sold separately)

INPUT VOLTAGE: 12Vdc ± 2Vdc

MICROWAVE FREQUENCY: 5.8 GHz ± 75MHz

OUTPUT VOLTAGE: 0–10Vdc

TRANSMIT POWER: 1mW max.

RoHS Compliant | UL CERTIFIED | 5 YEAR WARRANTY | TRUSTED NLB WARRANTY



PRODUCT FEATURES

- Partial discharge (PD) dual-technology differentiates artificial light brightness from natural light and automatically turns off light when ambient brightness exceeds preset lux level
- Microwave sensing technology detects motion in the coverage area and automatically turns off light when motion is no longer detected
- Pre-wired for quick installation
- Powered by Keystone 0–10V dimming LED driver
- Adjustable performance parameters set by Keystone remote control (sold separately)
- Ambient operating temperature: –25ºC/–13ºF to 60ºC/140ºF

PERFORMANCE SPECIFICATIONS

									Adjustable Settings					
Microwave Frequency	Input Voltage	Input Current	Output Voltage	Transmit Power	Stand-By Power	Max Mounting Height	Detection Angle	Detection Range	Brightness	Sensitivity	Hold Time	Daylight Threshold	Stand-By Time	Stand-By Dimming Level
5.8GHz	12Vdc	30mA	0–10V	1mW	<0.5W	33 ft (ceiling mount)	30º–150º	Ceiling mount: ø 33 ft max Wall mount: 35 ft max	70% 80% 90% 100%	20% 50% 75% 100%	10 sec 1 min 10 min 30 min	10 Lux 30 Lux 50 Lux 100 Lux Disable	1 min 30 min 60 min ∞	10% 20% 30% 50%

FACTORY PRESETS

Catalog Number	Stand-By Dim Level	Hold Time	Daylight Threshold	Stand-By Time
KTS-MW3-12V-PKO	50%	10 min	Disabled	∞
KTS-MW3-12V-PKO /A	30%	1 min	Disabled	3 min
KTS-MW3-12V-PKO /B	10%	5 min	Disabled	10 min

KEYSTONE SINCE 1945 LIGHT MADE EASY

XFIT | ACCESSORIES LED AREA LIGHTS

KTS-MW3-12V-PKO /X

LED MICROWAVE OCCUPANCY/DAYLIGHT SENSOR

PHYSICAL SPECIFICATIONS

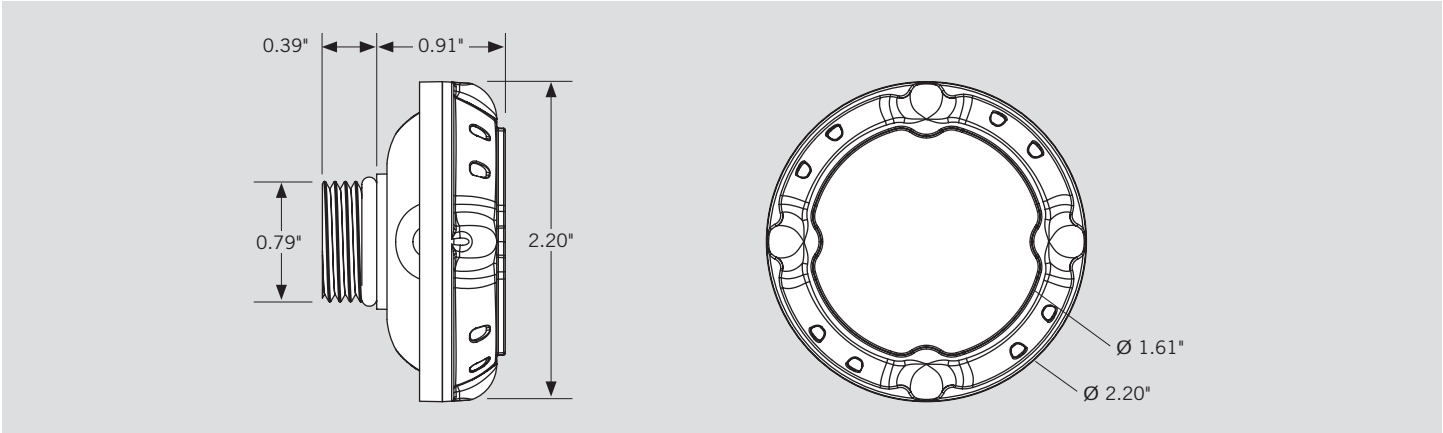

LUX ON/OFF SETTING

FUNCTION

Partial discharge (PD) dual-technology differentiates artificial light brightness from natural light and automatically turns off light when ambient brightness exceeds preset lux level.

Lux-Off function preconditions:

- Stand-by period setting: ∞
- Stand-by dimming level setting: 10%, 20%, 30%, or 50%
- Daylight threshold setting: 10 Lux, 30 Lux, 50 Lux, or 100 Lux

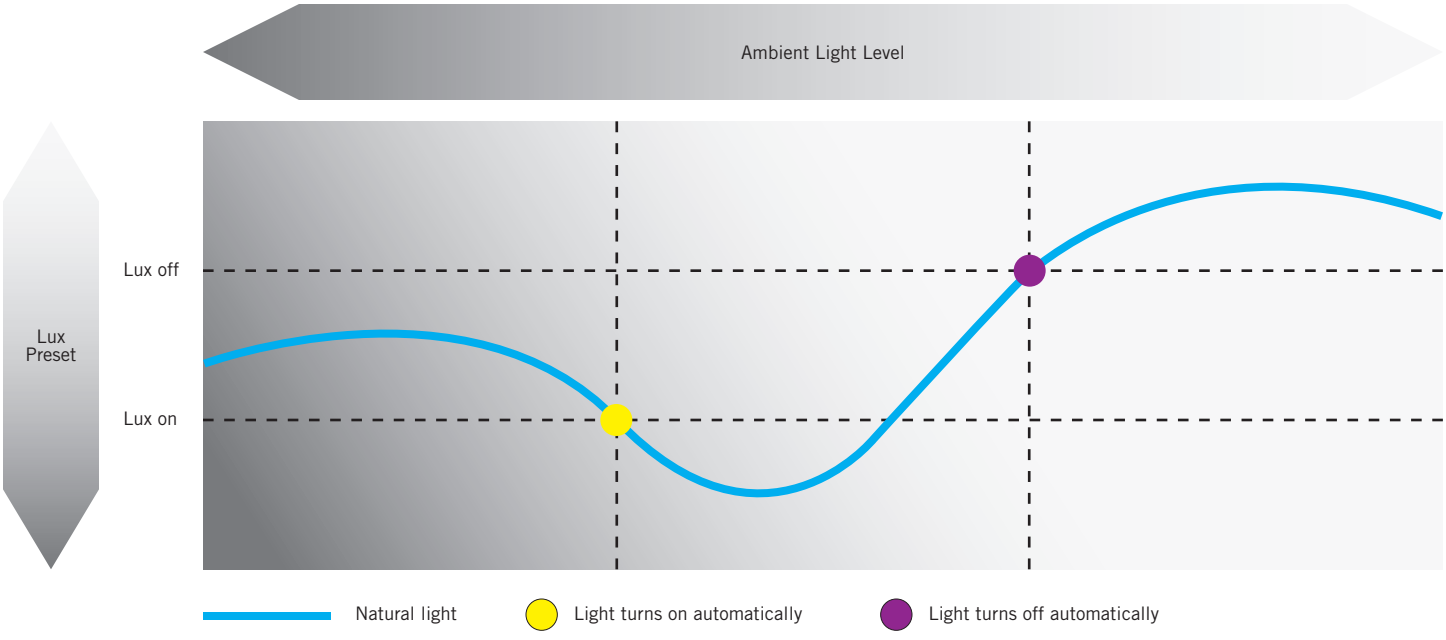

SINCE 1945 KEYSTONE LIGHT MADE EASY

XFIT | ACCESSORIES LED AREA LIGHTS

KTS-MW3-12V-PKO /X

LED MICROWAVE OCCUPANCY/DAYLIGHT SENSOR

APPLICATION

When ambient light is lower than preset lux level, lighting will turn on and remain at preset stand-by dimming level.



With insufficient ambient light, when motion is detected, lighting will turn on and remain at preset brightness level until motion is no longer detected for duration of preset hold time.

If no further motion is detected after duration of hold time, lighting will dim and remain at preset brightness level for duration of standby time or until ambient light level exceeds preset lux level.



When ambient light reaches preset lux level, lighting will turn of and remain off until ambient light level falls below preset lux level.

INSTALLATION

1. Ensure power is off to the fixture.
2. Remove 1/2" knock-out (KO) plug next to the Keystone emblem on the driver access door.
3. Screw in sensor head.
4. Re-connect power when ready.

   (see illustrations below)

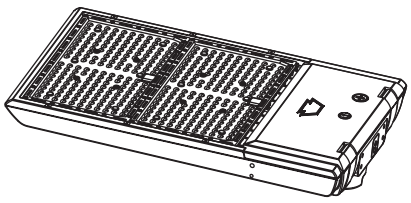

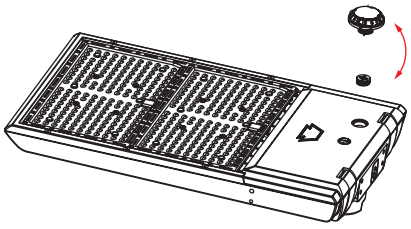

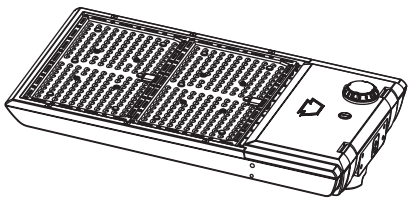

5. Program desired settings as needed with Keystone Remote Control.

ACCESSORY (SOLD SEPARATELY)

REMOTE CONTROL

Catalog Number	Description	UPC	Easy Code
KTS-MW3-REMOTECONTROL	Remote Control for KTS-MW3-12V-XX Sensors, Sets/adjusts all sensor performance parameters	843654132020	XSR-61



SINCE 1945
KEYSTONE
LIGHT MADE EASY

XFIT | ACCESSORIES
LED AREA LIGHTS

KTS-MW3-12V-PKO /X
LED MICROWAVE OCCUPANCY/DAYLIGHT SENSOR

ORDERING INFORMATION

ORDER CODE	PACK QTY.	UPC	Easy Code
KTS-MW3-12V-PKO	1	843654135212	TRM-32
KTS-MW3-12V-PKO /A	1	843654133317	XYR-25
KTS-MW3-12V-PKO /B	1	843654133324	SPF-37

CATALOG NUMBER BREAKDOWN

KTS-MW3-12V-PKO /X

1 2 3 4 5 6

1 **Keystone Technologies Sensor**
2 **Microwave Sensor Form Factor**
3 **Input Voltage—12V**
4 **Pin Connection**
5 **Knock Out**
6 **Preset Configuration Style**

6 Preset Configuration Style

Blank	Standard Factory Preset
/A	Factory Preset A
/B	Factory Preset B