



Description

Venture Lighting's Modern High Bay luminaires are low profile, durable, and designed for long life and low maintenance. They are designed to upgrade quickly and easily existing H.I.D. and fluorescent fixtures.

Construction

The high-performance LED source is mounted to an aluminum heat sink which is designed to ensure proper thermal management of the system. This design allows for a cooler running LED chip which leads to longer lifetime, better efficacy, and color consistency. Fixtures are rated for an ambient operating temperature range -30°C to 50°C. Modern high bay luminaires are water and dust resistant, with IP65 rating.

Optics

The 100W units are equipped with a 120-degree beam spread for higher mounting heights and are also field adjustable with an accessory lens.

Electrical

The power supply has a range of 277V-480V, 50/60 Hz. 0-10V DC dimming capability is standard. The luminaire is rated for damp and dry locations.

Application Notes

Can be used for natatorium applications.

Warranty

For warranty information refer to: www.venturelighting.com/resources/warranties

Notes

* Lumen maintenance data is based on LED testing per IES LM-80 and projected per IES TM-21

DLC® Model No.: HW-100HNA-AP

Product Performance

Wattage	100W
Lumens	11890
Correlated Color Temperature (CCT)	4000K
Color Rendering Index (CRI)	80
Lumen Maintenance @50,000 Hours*	92%
Calculated L70 @25°C Ambient (Hrs)*	240,000
Replaces HID Wattage	250W
Spacing Criterion (0-180)	1.3 x mtg height
Spacing Criterion (90-270)	1.3 x mtg height
Beam Angle (°)	120°
Operating Temperature Range	-22°F to 122°F (-30°C to 50°C)

Physical Characteristics

Input Cable Length	5ft.
Safety Cable Length	3ft.
Fixture Color	White
Length	15.1" dia.
Height	10.2"
Weight	17.9 lbs

Electrical Characteristics

Amperage Draw (Input Volts/Amps)	277/0.38 347/0.30 480/0.22
Surge Protection	4kV

Regulatory Qualifications

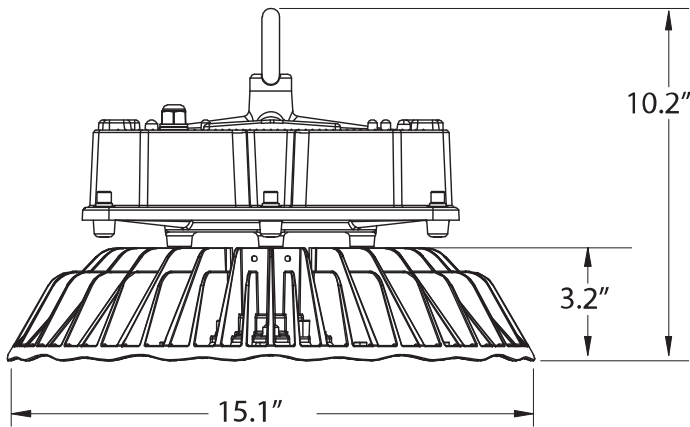
cULus Listed / DLC® Qualified – Model # HW-100HNA-AP

Accessories

RF13912 – 16.5" Dia. Acrylic Reflector for 100W to 300W High Bay
RF13388 – 15.3" Dia. Alum. Shield for 100W to 300W High Bay (silver)
LN13632 – 120 Degree Plastic Flat Lens for 100W to 300W High Bay
LN13492 – Frosted Polycarbonate Lens for 100W to 300W High Bay
LN28431 – 50 Degree Lens for 100W to 200W High Bay
LN13421 – 120 Degree Clear Tempered Glass Flat Lens
AC53904 – Pendant Mount Kit 300W (100-277V), 100-200W (277-480V)
Add suffix "-S1" for a factory installed Motion Only Sensor (PH48156)
Add suffix "-S2" for a factory installed Motion/Dim/Photocell Sensor (PH52321)
Add suffix "-S3" for a factory installed Wet & Low Temp. Rated Motion Only Sensor (PH36512)
Add suffix "-S4" for a factory installed Wet & Low Temp Rated Motion/Dim/Photocell Sensor (PH37415)
For factory installed plug options see below
For Plug options see accessories tab (NOT FACTORY INSTALLED)

Venture 100W LED High Bay Fixture

Dimensions



RF13912



RF13388



LN13632

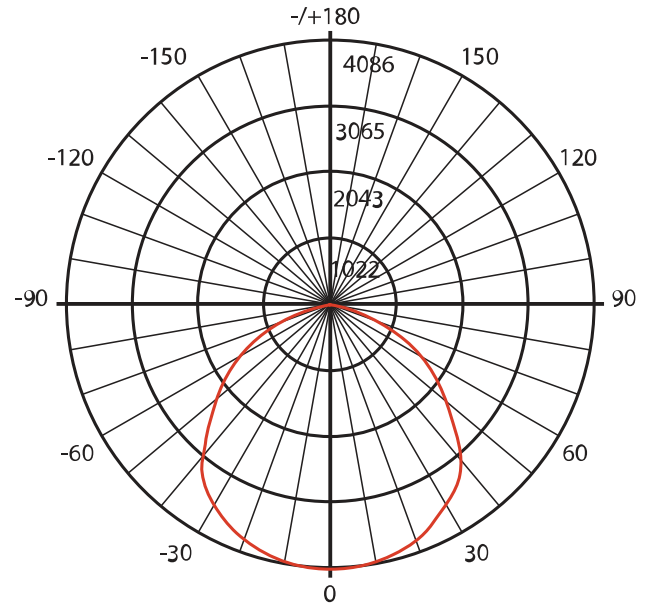


LN28431

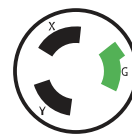


S1/S2 Factory Installed Sensor

Luminous Intensity Distribution Diagram



HB19238



NEMA L24-20P NEMA L8-20P

Plug Options*	Molded Plug Options with 11ft Cable*
"-P4" – NEMA P8-20P for 480V	"-P9-C" – NEMA P8-20P for 480V w/ cable
"-P14" – NEMA P24-20P for 347V	"-P15-C" – NEMA P24-20P for 347V w/ cable

NOTE: * Add Suffix to Part# for Factory Installed option

(800) 451-2606

7905 Cochran Road, Suite 300

Glenwillow, Ohio 44139 USA

Email: Venture_Lighting@VentureLighting.com

VentureLighting.com

