



SCM Series LED Fixture

Slim Canopy Mount LED Light Fixture

Ushio America's SCM series slim canopy mount LED fixture is DLC qualified and UL listed for wet locations with an IP65 rating, making it ideal for outdoor areas such as parking garages, walkways and building entrances.

The SCM LED fixtures are built tough with an elegant appearance. They have a low-profile, aesthetically pleasing design with weather-resistant, die-cast aluminum housings and shatter-resistant polycarbonate prismatic lens. Their dust-proof, sealed structure has multiple 1/2" conduit entrances on the side. These slim canopy fixtures support pendant mounting and direct surface ceiling mounting options.

All SCM LED fixtures operate on universal voltage (100-277V) with popular color temperatures (5000K and 4000K). Available in 28W, 42W and 59W, these LED fixtures come with Ushio's premium 5-year limited warranty.



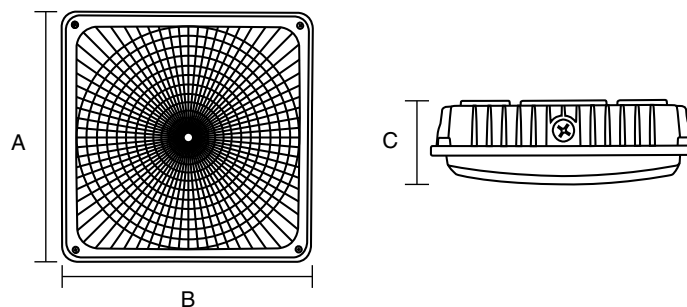
FEATURES & BENEFITS

- Energy Saving
- DLC Premium Qualified
- IP65 Outdoor Rated
- Operating Temperature: -4° F to 120° F
- Shatter Resistant Glass
- Dimmable (0-10V)
- Long Life: 50,000 Hours
- 5-Year Limited Warranty

APPLICATIONS

- Perimeter Lighting
- Pathway Lighting
- Entryway Lighting
- Security Lighting

SPECIFICATIONS

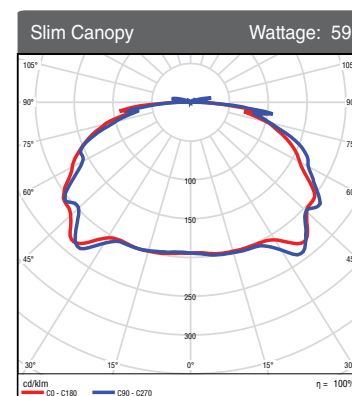
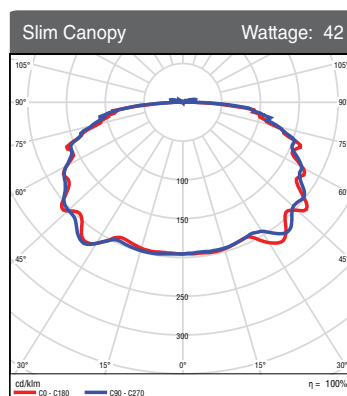
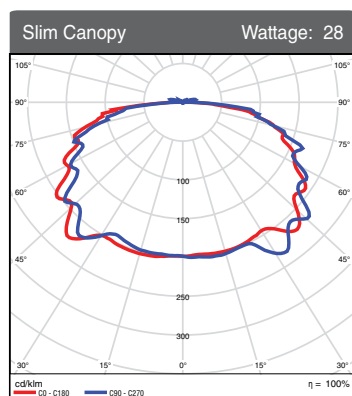


A	B	C	Weight (lbs)
9.65 in	9.65 in	3.35 in	4.50

Watts (W)	Ordering Code	Description	Color Temp (K)	Lumens (lm)	Beam Angle	CRI	Rated Life (h)	Finish
28	1004665	● ● ● 28SCM/40K/BK	4000	3,236	160°	70	50,000	Black
28	1004666	● ● ● 28SCM/50K/BK	5000	3,375	160°	80	50,000	Black
42	1004667	● ● ● 42SCM/40K/BK	4000	4,871	160°	70	50,000	Black
42	1004668	● ● ● 42SCM/50K/BK	5000	5,003	160°	70	50,000	Black
59	1004669	● ● ● 59SCM/40K/BK	4000	6,800	160°	70	50,000	Black
59	1004670	● ● ● 59SCM/50K/BK	5000	6,985	160°	70	50,000	Black

● IP65 ● DLC Premium Qualified ● Title 24

Photometrics Chart



Zonal Lumen Summary

Zone	Lumens	Luminaire
0-30	545.95	16.90%
0-40	973.72	30.10%
0-60	2033.15	62.80%
60-80	939.05	29.00%
70-80	433.05	13.40%
90-120	37.98	1.20%
90-180	43.04	1.30%
0-180	3237.05	100.00%

Total Luminaire Efficiency = 100.00%

Zonal Lumen Summary

Zone	Lumens	Luminaire
0-30	808.51	16.60%
0-40	1450.8	29.80%
0-60	3045.56	62.50%
60-80	1425.98	29.30%
70-80	653.33	13.40%
90-120	54.92	1.10%
90-180	63.28	1.30%
0-180	4873.43	100.00%

Total Luminaire Efficiency = 100.00%

Zonal Lumen Summary

Zone	Lumens	Luminaire
0-30	1154.02	17.00%
0-40	2096.9	30.80%
0-60	4418.05	65.00%
60-80	1851.99	27.20%
70-80	796.49	11.70%
90-120	106.83	1.60%
90-180	117.96	1.70%
0-180	6801.88	100.00%

Total Luminaire Efficiency = 100.00%