



LED BR40

13.3BR40/PER/940/P/E26/DIM 6/1CT T20

Philips BR40 LED lamps are the smart alternative to standard incandescent. The traditional lamp design can provide excellent dimming performance with spectacular energy savings. They provide the beautiful light and dependable performance you expect from LED at an economical price.

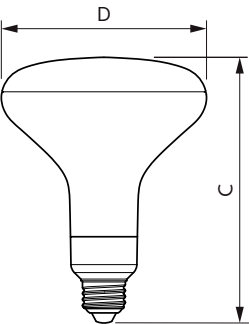
Product data

General information	
Base	E26 [Single Contact Medium Screw]
EU RoHS compliant	Yes
Nominal Lifetime (Nom)	15000 h
Switching Cycle	50000
Light technical	
Color Code	940 [CCT of 4000K]
Beam Angle (Nom)	110 °
Initial lumen (Nom)	1204 lm
Color Designation	Cool White (CW)
Correlated Color Temperature (Nom)	4000 K
Luminous Efficacy (rated) (Nom)	90.00 lm/W
Color Consistency	<4
Color Rendering Index (Nom)	90
LLMF At End Of Nominal Lifetime (Nom)	70 %
Operating and electrical	
Input Frequency	60 Hz
Power (Rated) (Nom)	13.3 W
Lamp Current (Nom)	135 mA
Wattage Equivalent	86 W
Starting Time (Nom)	0.5 s

Warm Up Time to 60% Light (Nom)	0.5 s
Power Factor (Nom)	0.7
Voltage (Nom)	120 V
Temperature	
T-Case Maximum (Nom)	90 °C
Controls and dimming	
Dimmable	Only with specific dimmers
Mechanical and housing	
Bulb Finish	Frosted
Bulb Shape	BR40
Product data	
Order product name	13.3BR40/PER/940/P/E26/DIM 6/1CT T20
EAN/UPC - Product	046677577872
Order code	577874
Numerator - Quantity Per Pack	1
Numerator - Packs per outer box	6
Material Nr. (12NC)	929003477404
Net Weight (Piece)	0.309 lb

LED BR40

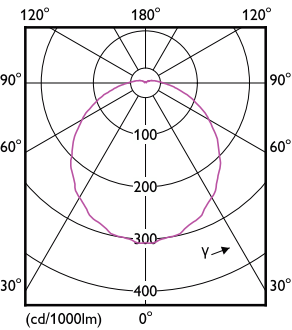
Dimensional drawing




13.3BR40/PER/940/P/E26/DIM 6/1CT T20

Product	D	C
13.3BR40/PER/940/P/E26/DIM 6/1CT T20	4-15/16 in	6-3/8 in

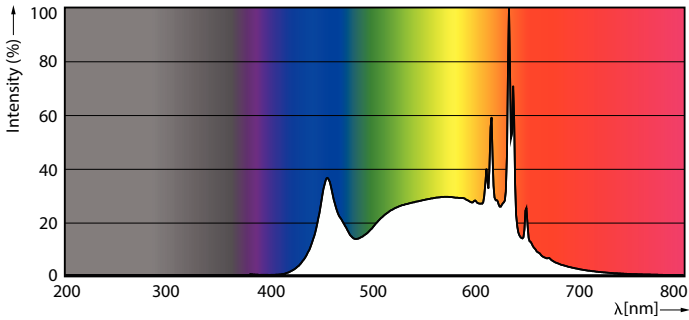
Photometric data



Light Distribution Diagram



General uniform lighting



Spectral Power Distribution Colour

LED BR40

Lifetime



Life Expectancy Diagram



Lumen Maintenance Diagram

