

LED Designer Deco

7.5A50/modern/840/CL/G/DIM 2/1CT

Philips LED Designer Deco lamps allow you to maintain a warm, classic light or a modern, chic effect while providing longer life and energy savings

Product data

| General Information | |
|------------------------|------------------------------------|
| Base | E26 [Single Contact Medium Screw] |
| EU RoHS compliant | Yes |
| Nominal Lifetime (Nom) | 15000 h |
| Switching Cycle | 20000X |
| Technical Type | 7.5-25W |

| Light Technical | |
|---------------------------------------|---------------------------|
| Color Code | 841 [CCT of 4100K (841)] |
| Initial lumen (Nom) | 250 lm |
| Color Designation | Cool White (CW) |
| Correlated Color Temperature (Nom) | 4000 K |
| Luminous Efficacy (rated) (Nom) | 33.00 lm/W |
| Color Consistency | <6 |
| Color Rendering Index (Nom) | 80 |
| LLMF At End Of Nominal Lifetime (Nom) | 70 % |

| Operating and Electrical | |
|---------------------------------|-------------|
| Input Frequency | 50 to 60 Hz |
| Power (Rated) (Nom) | 7.5 W |
| Lamp Current (Nom) | 70 mA |
| Wattage Equivalent | 25 W |
| Starting Time (Nom) | 0.5 s |
| Warm Up Time to 60% Light (Nom) | 0.5 s |

| | |
|--------------------|-------|
| Power Factor (Nom) | 0.7 |
| Voltage (Nom) | 120 V |

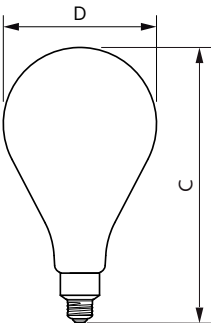
| Temperature | |
|----------------------|-------|
| T-Case Maximum (Nom) | 45 °C |

| Controls and Dimming | |
|----------------------|-----|
| Dimmable | Yes |

| Approval and Application | |
|-------------------------------|----------------|
| Energy Efficiency Label (EEL) | Not applicable |
| Energy Consumption kWh/1000 h | - kWh |

| Product Data | |
|---------------------------------|----------------------------------|
| Order product name | 7.5A50/modern/840/CL/G/DIM 2/1CT |
| EAN/UPC - Product | 046677536305 |
| Order code | 536300 |
| Numerator - Quantity Per Pack | 1 |
| Numerator - Packs per outer box | 2 |
| Material Nr. (12NC) | 929001936703 |
| Net Weight (Piece) | 0.230 kg |

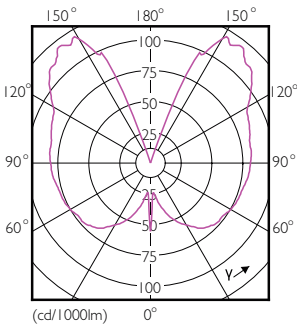
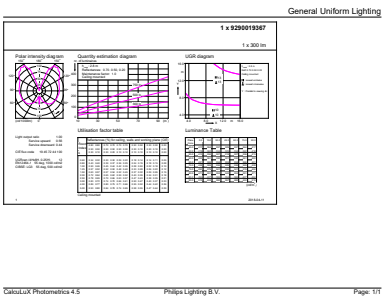
Dimensional drawing



Bulb A160 120V 7-40W 450lm 3500K E26 D

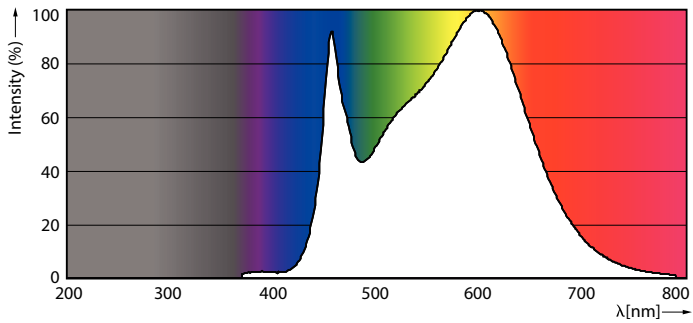
| Product | D | C |
|----------------------------------|--------|--------|
| 7.5A50/modern/840/CL/G/DIM 2/1CT | 160 mm | 292 mm |

Photometric data



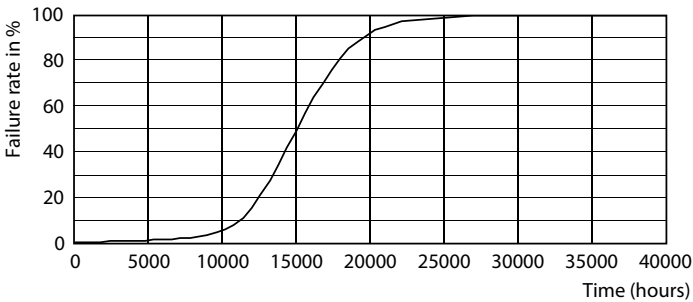
LEDbulb E26 A50 25W

LEDbulb E26 G63 25W

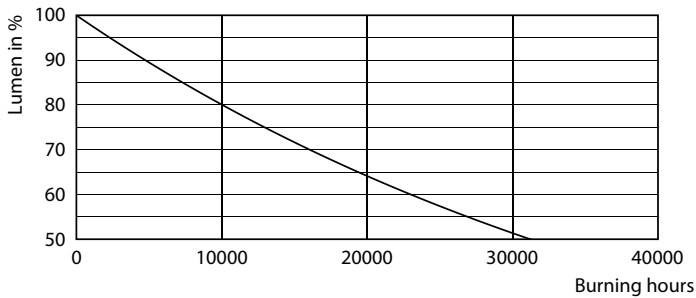


LEDbulb E26 25W

Lifetime



LEDbulb E26 D



LEDbulb E26 D

