

DESCRIPTION

When you watch or participate in live sporting events, you don't want to miss one second of the action. NaturaLED® gives everyone a chance to catch the game by providing bright, broadly distributed lighting with our high-performance sports light. The superior quality of our DLC premium qualified sports fixture provides crisp, glare-free lighting, and at 400/ 500W providing 65,000 lumens can help athletes execute at peak levels. Upgrading the lighting in your sports facility can improve the feeling of safety for your guests, protect valuables and property, and increase the sense of community.

Visor Included



FEATURES

- DLC Premium Qualified
- IP66 Rated
- UL Rated
- Title 24
- Designed with thermal management to maximize heat dissipation
- Compact design for simpler installation
- Optional laser pointer for accurate aim
- UV resistant polycarbonate lens
- Input Voltage: 120-277V
- Power Factor >0.9
- Dimmable 1-10V
- CRI: 80
- Voltage Frequency: 50/60Hz
- Beam Angle: NEMA 4X4
- Operating temperature: -40°F - 113°F
- 50,000 hours average life

ACCESSORIES

Slip Fitter Mounting Arm



Laser Pointer



APPLICATIONS

- Universities/ School Stadiums
- Parks/ Recreation Centers
- Municipal Locations

WARRANTY

- 5 Year Warranty

Ordering Information			EXAMPLE: LED-FX15SPL400/44/57K/BK/480					
LED	FX	15	SPL	400	44	57K	BK	480
	Category	Size	Style	Wattage	Beam Angle	Color Temp	Color	Voltage
LED	FX Fixture	15" Diameter	SPL Sports Light	400 400W	44 4X4	57 5700K	BK Black	480 <480V

ORDERING

*P= Premium DLC / *S = Standard DLC

Watts (W)	Ordering Code	Description	Color Temp (K)	Lumens (lm)	Size	Equiv. Wattage (W)	Beam Angle	Rated Hrs	IP66 Rated	DLC (S/P)
400	9441	LED-FX15SPL400/44/57K/BK	5700K	53,061	15"	1,000	4X4	50,000	•	P
500	9442	LED-FX15SPL500/44/57K/BK	5700K	65,769	15"	1,200	4X4	50,000	•	P

MOUNTING / ACCESSORIES

SOLD SEPARATELY

Slip Fitter

- P10306 MT-SF-15SPL/BK
(Slip Fitter Mounting Arm)



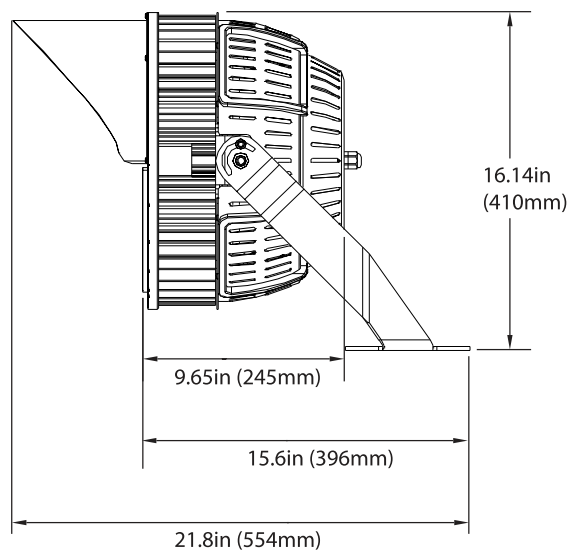
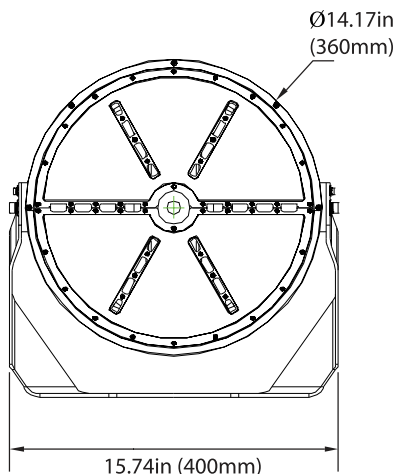
Laser Pointer

- P10322 LASER-SPL/GN-A
(Laser Position Light-Green)

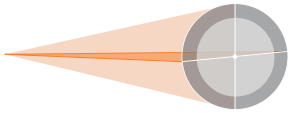


SPECIFICATIONS

Weight: 32.4-lbs



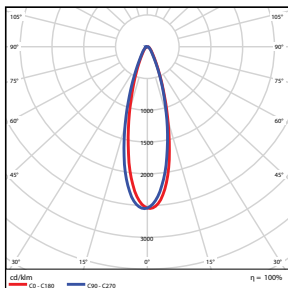
BEAM ANGLE NEMA TYPE AND BEAM SPREAD

BEAM SPREAD	NEAM TYPE	BEAM SPREAD	DESCRIPTION
	4x4 Medium	46° - 70°	Setting a medium perfect for landscape and facade lighting with farther setbacks but providing a concentrated distribution.

PHOTOMETRICS CHART

400W (4x4 Lens)

5700K

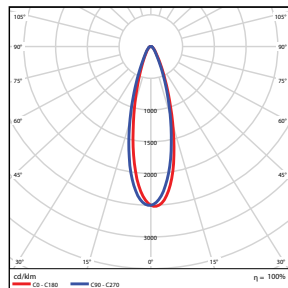


Illuminance at a Distance			
Center Beam fc	Beam Width		
6.7R	3,013 fc	3.4 ft	3.6 ft
13.3R	765 fc	6.8 ft	7.2 ft
20.0R	338 fc	10.2 ft	10.8 ft
26.7R	190 fc	13.6 ft	14.4 ft
33.3R	122 fc	17.0 ft	18.0 ft
40.0R	84.5 fc	20.4 ft	21.6 ft

■ Vert. Spread: 28.6°
■ Horiz. Spread: 30.2°

500W (4x4 Lens)

5700K



Illuminance at a Distance			
Center Beam fc	Beam Width		
6.7R	3,699 fc	3.4 ft	3.6 ft
13.3R	939 fc	6.8 ft	7.2 ft
20.0R	415 fc	10.2 ft	10.8 ft
26.7R	233 fc	13.6 ft	14.4 ft
33.3R	150 fc	17.0 ft	17.9 ft
40.0R	104 fc	20.4 ft	21.5 ft

■ Vert. Spread: 28.6°
■ Horiz. Spread: 30.1°

PACKAGE

Master Pack: 1 pc

