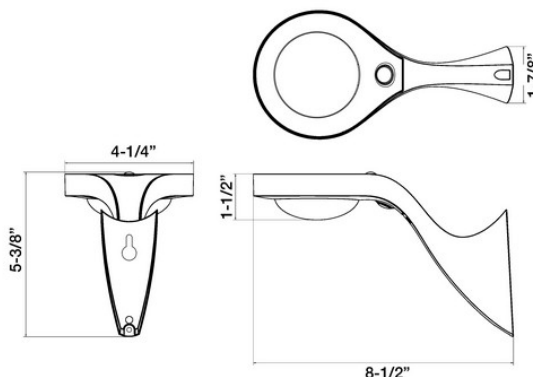




# Solar Flood Light

## 10W, 3000K

### MORRIS# 72536



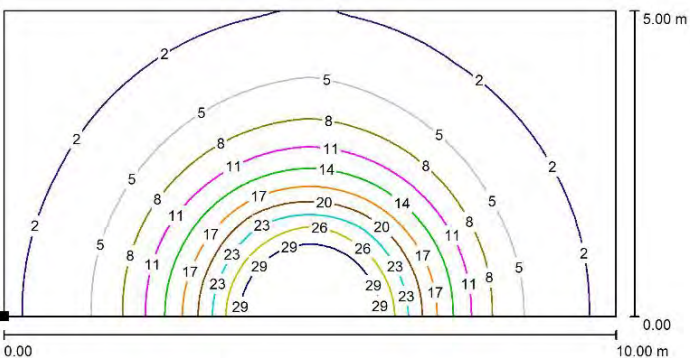
#### Features:

- High sensitivity PIR sensor Switch
- 15 Hour Charge Time
- 5-7 Day Run Time
- Easy Installation
- Charging Temperature: 32°F -104°F  
Discharging Temperature: -4°F-140°F
- High Lumen Output LEDs
- Power Source: Epoxy Mono-Crystalline Solar Panel - .6W
- IP65 Wet Location Rated
- 2 Year Warranty

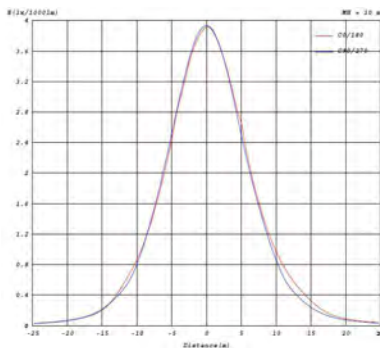
Part#	CCT	Lumens	Light Pattern	Dimming
72536	3000K	F,000	120°	N/A

#### PHOTOMETRY

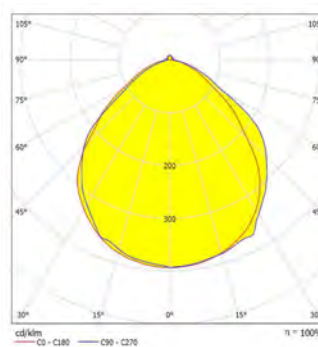
Road Simulated



#### Illumination



#### Luminance Distribution





# Solar Flood Light

## 10W, 3000K

## MORRIS# 72536

### Technical Specifications:

#### **Electrical:**

Power: Epoxy Mono-Crystalline, .6W

#### **Product Parameters:**

Wattage: 10W

CCT: 3000K (WarmWhite)

#### **Sensing Distance:**

Beam Angle: 120°

Sensing Distance: 20'

#### **Component Specifications:**

LED: SMD 2835

Comes with Li-ion Battery

Capacity: 3.7V 7.4WH 2AH/PC Charging/

Discharging Temp: 32°F -104°F/ -4°

F-140°F

Charging Time: 15 hours

Ra 80+

Non-Dimmable

**Operating Temperature:** -4°F to 140°F

Charging Temperature: 32°F -104°F

Discharging Temperature: 68°F-140°F

#### **Construction:**

Housing: Aluminum

Powder Coated

IP Rating: IP65 Wet Location Rated

Mounting: Wall Mount

Carton Qty: 1

#### **Warranty:**

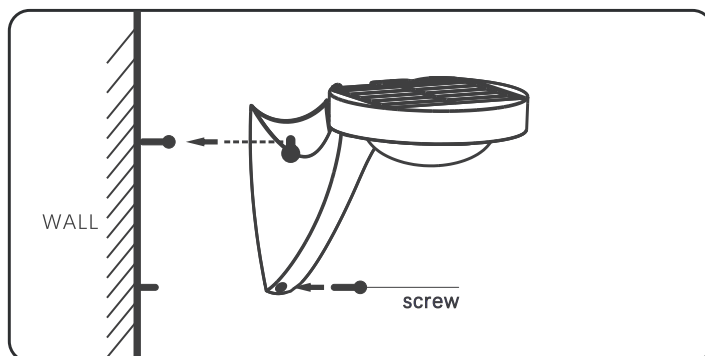
Morris Products carries a 2 year warranty from date of purchase against defects in materials and workmanship (assuming normal and proper usage).

## Morris CAT#: 72536 - Installation Instructions

---

### Installation Instructions:

1. Insert the screws (included) through the top and bottom mounting holes on this fixture.
2. Tighten the screws to safely secure the fixture to the wall.



### Operating Instructions:

1. To turn on this fixture, press the red button on the front of the light and hold it for 1.5 seconds.
  2. Quickly press the red button to toggle between 2 available lighting modes.
- **Mode 1 (One Flash)** - This fixture is off during inactivity.
  - **Mode 2 (Two Flashes)** - 20 lumen brightness during inactivity.

**NOTE:** The Solar Panel on this fixture acts as a photocell. This product only comes on when the light levels are low.

---

## Morris CAT#: 72536 - Installation Instructions

### **NOTE:**

- Do not install this fixture in an area that doesn't receive direct sunlight.
- Do not use 3rd party accessories to install this fixture.

### **WARNING:**

- Keep this fixture away from any fire, oil or dangerous chemicals.
- This fixture should be installed by a **qualified electrician only**, following all national and local electrical code regulations.
- Disassembling or tampering with this fixture will void the warranty.
- If this fixture doesn't get a sufficient charge for 7 days or more, try charging the fixture in an area with stronger & more direct sunlight.
- To ensure this fixture continues to function properly, please clean the solar panel every 6 months or more frequently if the install area requires it.