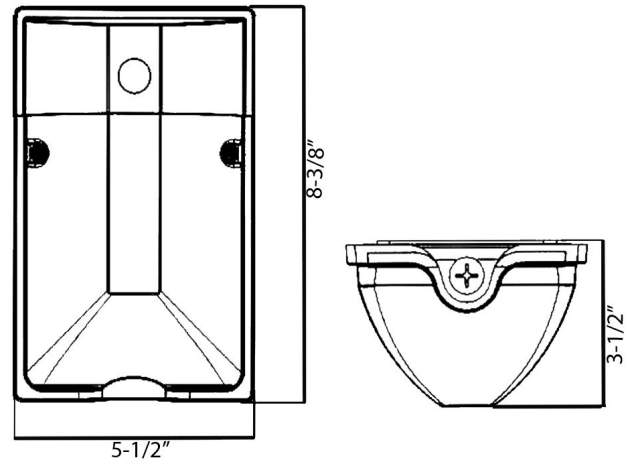




DESIGNER MINI WALLPACK

26 WATT 120-277V



Features:

Unique Designer Look

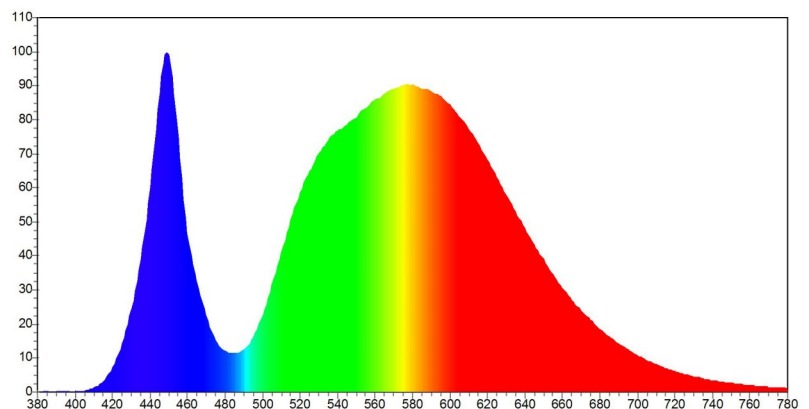
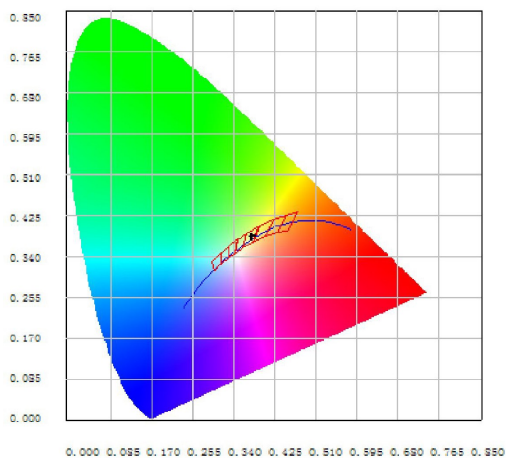
Use to light entryways, walkways, doors, and pathways

Long Life High Efficient LEDs

Photocontrol Included on Fixture

Part#	Housing Color	Wattage	Lumens	CCT	Voltage	Lumens/Watt	DLC#
71526B	White	26	3221	4000K	120-277	115	PLZDU5708I0S

PHOTOMETRY





DESIGNER MINI WALLPACK

26 WATT 120-277V

Technical Specifications:

Electrical:

Input Voltage: 120 thru 277

Current: .229A @ 120V; .09A @ 277V

Frequency: 60Hz

Power Factor: $\geq .96$

THD: 15.64% @ 120V; 24.72% @ 277V

Product Parameters:

26 Watts

Efficacy: 115 lumens per watt

50,000+ LED Life Span

CCT: 5000k (Cool White)

Chromaticity Measurements:

Beam Angle: 120°

BUG Rating: N/A

CRI: ≥ 73

R9: -27

DUV: 0.0043

Chromaticity (x,y): x=.3794; y=.3853

Chromaticity (u,v): u=.2211; v=.3368

Component Specifications:

LED: SSC3030

Driver: 120-277V 50-60HZ

Driver Output Volts: 30-36VDC

Driver Output Amps: 620mA

2500V Surge Protection

Dimming: N/A

Operating Temperature:

Minimum Starting -31° - 122° F

Construction:

Housing: Diecast Aluminum

White Finish

IP Rating: IP65 Waterproof Rating

Lens Material: Frosted Polycarbonate

Mounting: Wall Mount

Listings: ETL

DLC#: PLZDU5708I0S

Carton Qty: 12

Weight: 2.1lb

Warranty:

Morris Products carries a 5 year warranty from date of purchase against defects in materials and workmanship (assuming normal and proper usage).