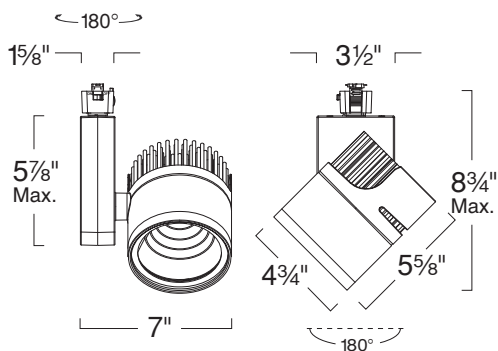


LTD7460 - APOLLO 60 - 6000 LUMEN LED TRACK HEAD



SPECIFICATION

60W LED

Application: High Output architecturally-styled APOLLO LED Trackhead is perfect for applications where powerful lumen output is required. Fully die-cast with integrated heatsink, hardware and wiring for a sleek unobtrusive appearance. APOLLO combines long-lasting beauty and energy efficiency with intense lumen output. Excels at delivering maximum footcandles to objects, spaces and features from longer distances. Ideal for Retail and Commercial applications.

Connector: LITON track fixtures come standard with 3-Wire H-Type track connections. Fixture is factory preset for installation on single-circuit track. J-Type and L-Type connections are available with extended lead times - consult factory.

Driver: Electronic Constant Current driver integrally mounted in fixture casing.

Dimming: Low Voltage dimming option (-DLV) works with standard Electronic Low Voltage Dimmers. Factory qualified for use with LUTRON Brand Dimmers: SELV-300P, VELV-300P, NELV-450 along with 3-Way versions. (-DLV) Dimming Option also compatible with Grafik Eye Dimming Interface ELVI-1000, smoothly dims down as low as 10% of initial light output with flicker-free operation.

Lumen Maintenance: Minimum 50,000 hours L70 life based on ANSI TM-21 calculations from LM80 standardized test results.

Thermal Management: Effective thermal dissipation facilitated by integral cast-aluminum, heat sink design for maximum heat rejection to provide long LED life.

Warranty: Covered by a 5 Year Warranty to be free of defects in materials and craftsmanship. Recommended for applications where ambient temperatures do not exceed 35°C, installations exceeding this temperature will result in reduced LED lamp life and a voided warranty.







Finish: Available in All Black and Bright White/Black Heat Sink.

Beam Spread: Multifaceted glare reducing anodized reflector held in place with die-cast aluminum holder. Available in Flood, Narrow Flood and Spot. Optical reflectors can be ordered separately. Use part #: RL-AP50-FL, RL-AP50-NF, RL-AP50-SP.

Color Temp: Available in 2700K, 3000K, 3500K and 4000K. LEDs binned to within 3-Step MacAdam Ellipses (SDCM) and surpasses the ANSI C78 377A standard for color deviation.

Label: cETL Listed

COMPATIBILITY

 LP913 LINE VOLTAGE ROUND CANOPY	 LP971 LINE VOLTAGE SQUARE CANOPY	 PT57 PLUG-IN CLAMP ADAPTER
 PT58 LINE VOLTAGE CLAMP ADAPTER	 LP 1 CCT TRACK CHANNEL	 LPC 2 CCT TRACK CHANNEL

Note: Wattage limitations on compatible items must be met.

LED Details:

60W 6000 + Lumens Delivered

Color Rendering Index (CRI): 80

Lamp Equivalents: 70W CMH-T4.5 , 100W PAR38 CMH , PAR30 CMH

Benefit:

- Fully die-cast for high quality, long-lasting beauty
- 3 beam spread options for fine tuning footcandle distribution
- Powerful 6000 lumen output lights objects and spaces near and far
- T4 & T6 performance in a long life, cool running LED track head
- Available with Tool-less field changeable optics

FEATURE:



ORDERING EXAMPLE : LTD7460B-B15-T30

LTD7460	FINISH	BEAM SPREAD	DIMMING	COLOR TEMP	CRI	OPTION
LTD7460	B :All Black	-B15 :Spot	Blank :Non-Dimming	-T27 :2700K	Blank :80 CRI	Blank :None
	W :Bright White/Black Heat Sink	-B25 :Narrow Flood	-DLV :ELV Dimming	-T30 :3000K	-C90 :90 CRI	-LVR :MR16 Hex Louver*
		-B45 :Flood		-T35 :3500K		
				-T40 :4000K		

* Special Order



Product specifications subject to change without notice.
Tel: 323.904.0200 www.liton.com

