

LED ROUND HIGH BAY PL



The LED Round High Bay PL delivers top of the line efficiency, durability and versatility, resulting in significant energy savings, low maintenance and adaptability across a wide range of high ceiling applications.

The PL's unique look sets it apart from the competition, but there's more to this fixture than aesthetics. The polycarbonate prismatic lens distributes even illumination, minimizing glare while also guaranteeing long term durability. The die cast aluminum heat sink separates the LEDs from the driver, creating enhanced air flow, lower operating temperature and better efficiency.

Equipped with an optional on-board PIR sensor, the High Bay PL enables occupancy detection and daylight harvesting, further reducing energy consumption and costs. For convenience, the sensor settings can be adjusted from the ground via remote control and each high bay can be fine tuned to adjust brightness, sensor range sensitivity, hold time and stand-by time. Each remote also include 4 programmable modes, which can be saved and quickly implemented across various fixtures.

KEY FEATURES

- On-board PIR sensor (optional)
- DLC Premium (140 LPW)
- Polycarbonate prismatic lens
- IP69K rated
- IK10 rated
- 100,000-hour rated life
- 10-year warranty
- Rated for indoor/outdoor use
- 120-277V & 277-480V available
- 0-10V dimming
- Hook, pendant or yoke mounting
- 10' cord
- Safety cable

MARKETS

- Warehouse & storage
- Industrial facilities
- Sports facilities & gyms
- Manufacturing facilities
- Retail centers

APPLICATIONS

- High ceilings
- Task lighting



SPECIFICATIONS

Average rated life (@L70): 100,000 hours

Warranty: 10 year

Operating temperature: -40°F to 115°F

Input voltage: 120-277V or 277-480V

Input frequency: 50/60 Hz

Surge protection: ANSI C82.77 compliant

Power factor: ≥0.9

Beam angle: 110°

CRI: 83

Location rating: Wet

Dimming: 0-10V DC (dims to 6%)

IP rating: 69K

IK rating: 10

Weight: 15 lbs.

UL/cUL listed: Yes

RoHS compliant: Yes

DLC rating: Premium

MOUNTING

Standard: Hook mounting

Additional options: Pendant and yoke mounting

ACCESSORIES

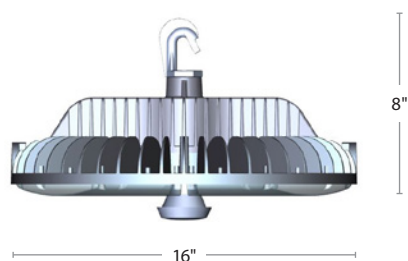
Remote control for sensor

Emergency Battery Backup

Pendant mounting plate

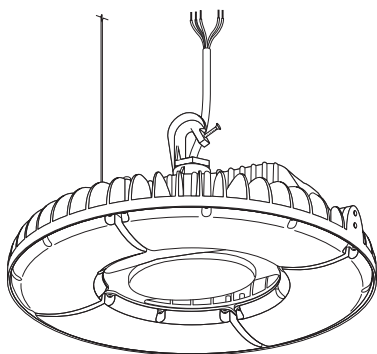
Yoke mounting bracket

SIZING



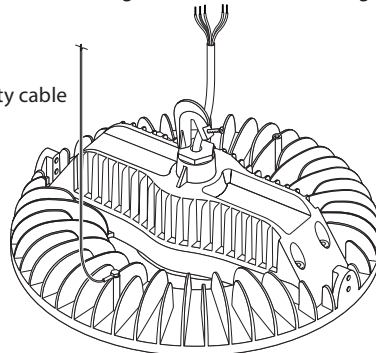
PRODUCT OVERVIEW

NON-SENSOR MODEL

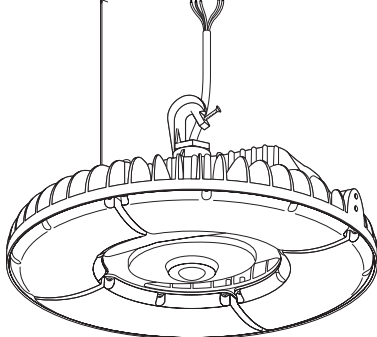


Line/neutral/ground 0-10V dimming

Safety cable

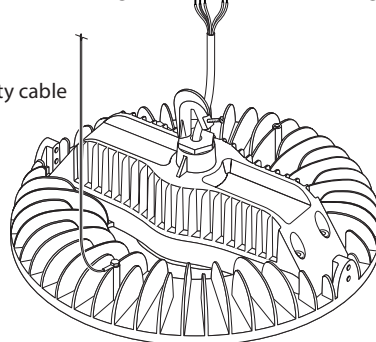


SENSOR MODEL



Line/neutral/ground 0-10V dimming

Safety cable



ORDERING INFORMATION

STANDARD MODEL WITHOUT SENSOR

WATTS	VOLTS	ORDERING CODE	DESCRIPTION	CCT (K)	LUMENS
115	120-277	HBC115W40DLP	115W 120-277V HIGH BAY IN 4000K	4000	16,100
		HBC115W50DLP	115W 120-277V HIGH BAY IN 5000K	5000	16,100
175		HBC175W40DLP	175W 120-277V HIGH BAY IN 4000K	4000	24,500
		HBC175W50DLP	175W 120-277V HIGH BAY IN 5000K	5000	24,500
240		HBC240W40DLP	240W 120-277V HIGH BAY IN 4000K	4000	33,600
		HBC240W50DLP	240W 120-277V HIGH BAY IN 5000K	5000	33,600

STANDARD MODEL WITH SENSOR

WATTS	VOLTS	ORDERING CODE	DESCRIPTION	CCT (K)	LUMENS
115	120-277	HBC115W40DLPS	115W 120-277V HIGH BAY IN 4000K WITH SENSOR	4000	16,100
		HBC115W50DLPS	115W 120-277V HIGH BAY IN 5000K WITH SENSOR	5000	16,100
175		HBC175W40DLPS	175W 120-277V HIGH BAY IN 4000K WITH SENSOR	4000	24,500
		HBC175W50DLPS	175W 120-277V HIGH BAY IN 5000K WITH SENSOR	5000	24,500
240		HBC240W50DLPS	240W 120-277V HIGH BAY IN 5000K WITH SENSOR	5000	33,600

STANDARD HIGH VOLTAGE MODEL

WATTS	VOLTS	ORDERING CODE	DESCRIPTION	CCT (K)	LUMENS
115	277-480	HBC115W50DLPHV	115W 277-480V HIGH BAY IN 5000K	5000	16,100
175		HBC175W50DLPHV	175W 277-480V HIGH BAY IN 5000K	5000	24,500
240		HBC240W50DLPHV	240W 277-480V HIGH BAY IN 5000K	5000	33,600

ACCESSORIES

SENSOR REMOTE CONTROL

ORDERING CODE	DESCRIPTION	USAGE
SCR053	REMOTE CONTROL FOR SENSOR	Used (on sensor model only) to adjust sensor settings after installation, from the ground. <ul style="list-style-type: none">Brightness - Set the output level (in %) of connected lighting during occupancySensitivity - Set the range sensitivity for occupancy sensing in the areaHold time - Set the time that the sensor will hold after the area has been vacatedDaylight harvesting - Set the threshold of natural light levelStand-by dim/time - Set the light level/time required after the hold time has elapsedAbility to pre-program 4 separate modes which can be saved and transferred from one fixture to another



PENDANT MOUNTING COVER

ORDERING CODE	DESCRIPTION	USAGE
HBCAM20	PENDANT MOUNTING COVER	Used to accommodate pendant mount installations with 3/4" NPT pipe



SWIVEL YOKE MOUNT BRACKET

ORDERING CODE	DESCRIPTION	USAGE
HBCAM01	SWIVEL YOKE MOUNT BRACKET	Used (on standard model only) to direct light at various angles from wall or ceiling mounted position



EMERGENCY BATTERY BACKUP - COMPATIBLE WITH NON-SENSOR MODELS ONLY

ORDERING CODE	DESCRIPTION	USAGE
EB23UQB	23W 120-277V Emergency Battery Backup unit with 18" conduit	Used to supply the fixture with 23W of power in emergency situations

