

KT-WDLED-PLATE-2

NEW-CONSTRUCTION PLATE WITH ADJUSTABLE BARS FOR DOWNLIGHTS


DESCRIPTION

New-construction mounting plate for Keystone's Advanta and Circa Downlights*

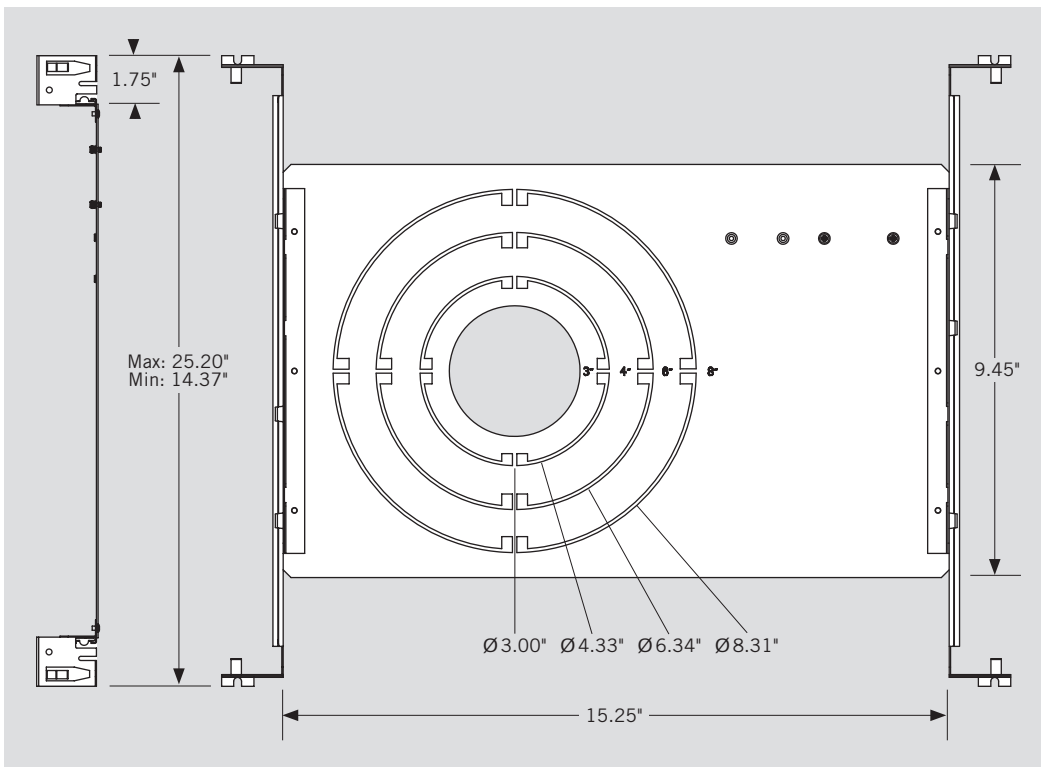
* Not compatible with 10" Advanta items

APPLICATION

Works for both new construction joist and T-Grid applications



PHYSICAL SPECIFICATIONS



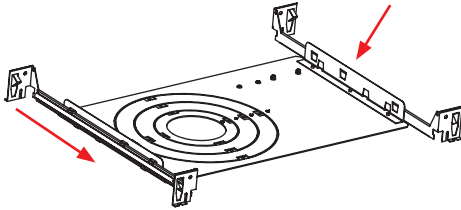
KT-WDLED-PLATE-2

NEW-CONSTRUCTION PLATE WITH ADJUSTABLE BARS FOR DOWNLIGHTS

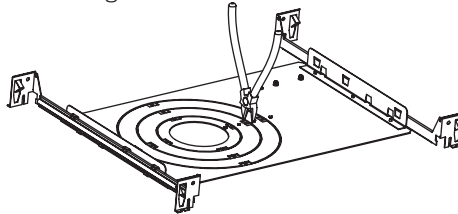
INSTALLATION INSTRUCTIONS

T-GRID INSTALLATION

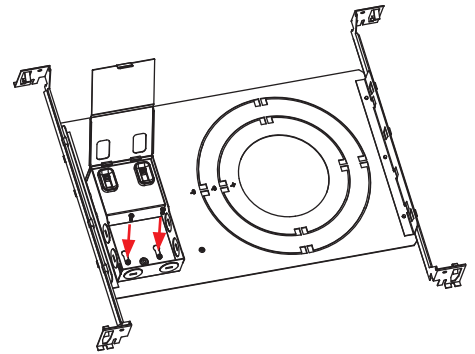
1. Affix the brackets to the plate.



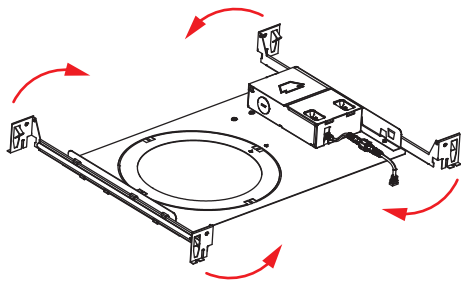
2. Use cutting pliers to remove any KO sections necessary to install the downlight.



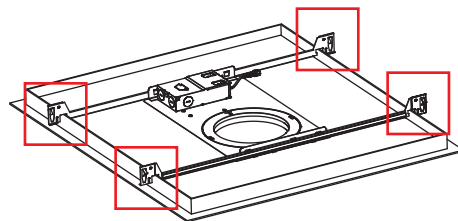
3. Secure J-box by placing it through the screws on the new construction plate.



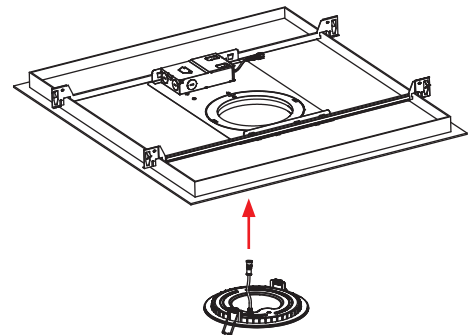
4. Bend end tabs so that brackets are straight.



5. Rest 4 tabs over T-grid frame to secure plate in ceiling. Center construction plate over T-grid.



6. Once the plate is attached to the T-grid, cut a hole in the tile following the inside of the selected CKO. Follow appropriate downlight installation instructions to complete the installation.



Installation Instructions continued on next page

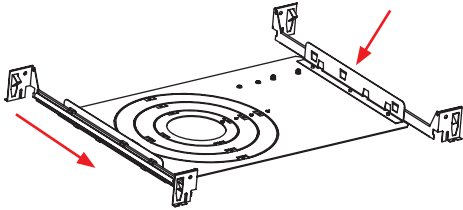
KT-WDLED-PLATE-2

NEW-CONSTRUCTION PLATE WITH ADJUSTABLE BARS FOR DOWNLIGHTS

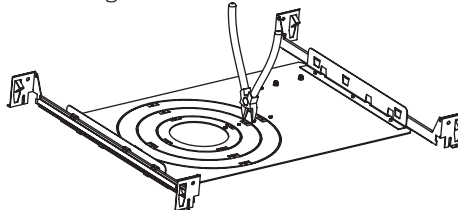
INSTALLATION INSTRUCTIONS *(continued)*

CEILING JOIST INSTALLATION

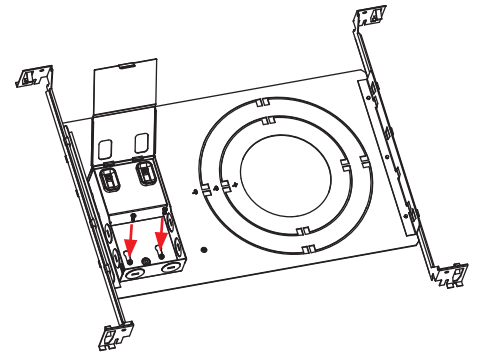
1. Affix the brackets to the plate.



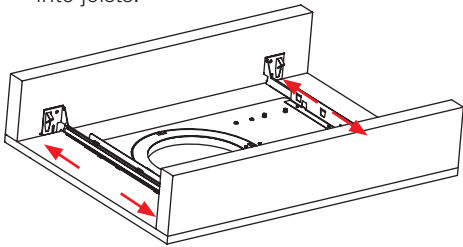
2. Use cutting pliers to remove any KO sections necessary to install the downlight.



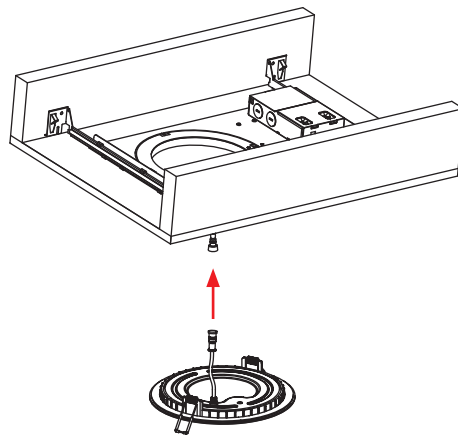
3. Secure J-box by placing it through the screws on the new construction plate.



4. Place the plate between applicable joists where downlight will be installed; use a hammer to knock plate brackets into joists.



5. Once the plate is attached to joists, follow appropriate downlight installation instructions to complete the installation.



ORDERING INFORMATION

Catalog Number	Pack Qty.	UPC	Easy Code
KT-WDLED-PLATE-2	1	843654139791	FZT-71

CATALOG NUMBER BREAKDOWN

KT-WDLED-PLATE-2

1 2 3 4 5

- 1 Keystone Technologies
- 2 Wafer Downlight
- 3 LED Technology
- 4 Construction Plate
- 5 Option 2