



KT-LED12T5HE-36GC-8XX-DX2 /G2

T5 LED LAMP

DESCRIPTION

12W T5 LED | 3500/4000/5000K | >80 CRI | High-Efficiency |
Single- or Double-Ended Wiring



LAMP TYPE: Linear
BULB TYPE: T5 LED
BASE TYPE: G5 (Miniature Bi-Pin)
WATTAGE: 12W
COLOR TEMPERATURE: 3500/4000/5000K
COLOR RENDERING INDEX (CRI): >80
WARRANTY: 5 Years



PRODUCT FEATURES

- Replacement for conventional fluorescent lamp
- Single- or Double-Ended Wiring
- Instant startup
- Direct replacement for F2T5 fluorescent lamp
- Frosted lens eliminates pixelation
- Improved lamp durability with shatterproof coated glass, designed to pass drop tests of 6' on hard surface
- Environmentally friendly: No mercury used
- Operating Temperature: -20°C/-4°F to 45°C/113°F
- Storage Temperature: -40°C/-40°F to 70°C/158°F
- Operating Humidity: 35-80%
- Integral driver (isolated) eliminates the need for external driver or ballast
- Compatible with Keystone AC Emergency Drivers: KT-EMRG-LED-5-500-AC, KT-EMRG-LED-5-500-AC/DF, KT-EMRG-LED-12-1200-AC, or KT-EMRG-LED-12-1200-AC /DF
- 50,000+ hour lifetime
- UL Classified
- NSF Listed: NSF/ANSI Standard 2: Food equipment, splash zone (component level—not for direct food zone without additional fixture considerations)
- Meets FCC part 15 Class B standards

PERFORMANCE SPECIFICATIONS

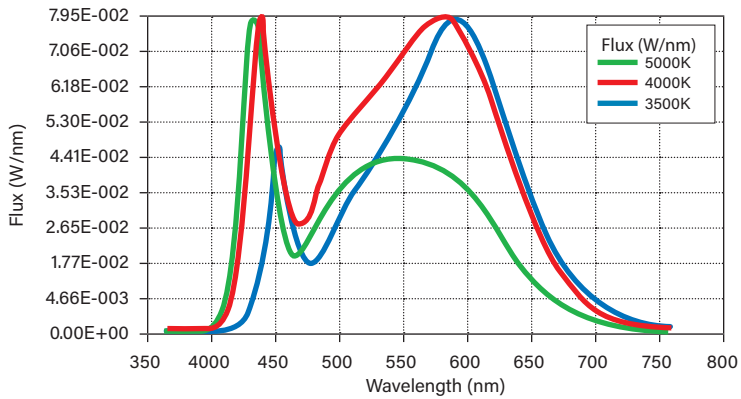
Catalog Number	Input Voltage	Power Consumption	Color Temperature (CCT)	Luminous Flux	Efficacy	Beam Angle	Visible Light Area	Power Factor	Input Current	Rated Lifetime
KT-LED12T5HE-36GC-835-DX2 /G2	120-277Vac	12W	3500K	1500	125 lm/W	170°	280°	>0.9	102mA @ 120V 48mA @ 277V	50,000 Hours
KT-LED12T5HE-36GC-840-DX2 /G2			4000K	1600	133 lm/W					
KT-LED12T5HE-36GC-850-DX2 /G2			5000K	1600	133 lm/W					

KT-LED12T5HE-36GC-8XX-DX2 /G2

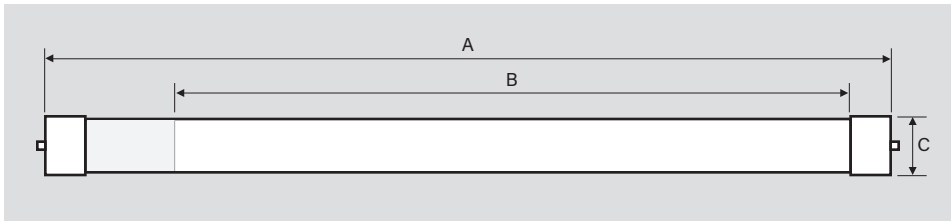
T5 LED LAMP

PHOTOMETRIC SPECIFICATIONS

SPECTRAL DISTRIBUTION



PHYSICAL SPECIFICATIONS



LAMP DIMENSIONS

A (Body Length)	33.43"
B (Illuminated Length)	29.56"
C (Diameter)*	0.77"

NOMINAL LENGTH: 36"

BASE TYPE: G5 (Miniature Bi-Pin)

**Though nominally referred to as a T5, this lamp has a T6 diameter.*

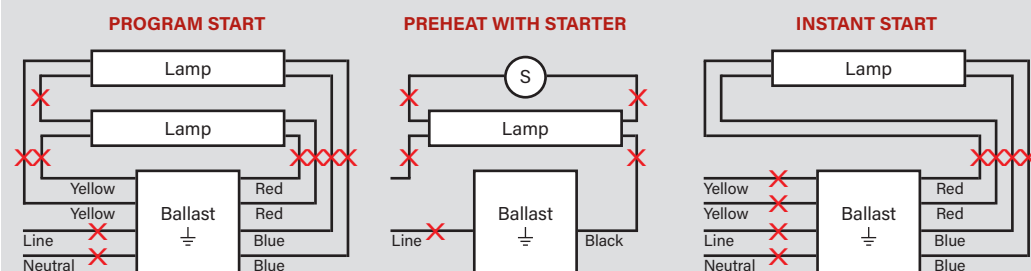
KT-LED12T5HE-36GC-8XX-DX2 /G2

T5 LED LAMP

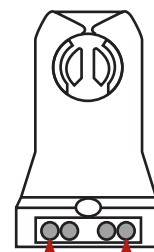
SINGLE-ENDED WIRING DIAGRAM

1. Cut all existing connections to ballast as shown below and remove ballast. *Figure A* for typical ballast configurations. **Note: Single-ended wiring requires non-shunted lampholders.**

FIGURE A TYPICAL BALLAST CONFIGURATIONS



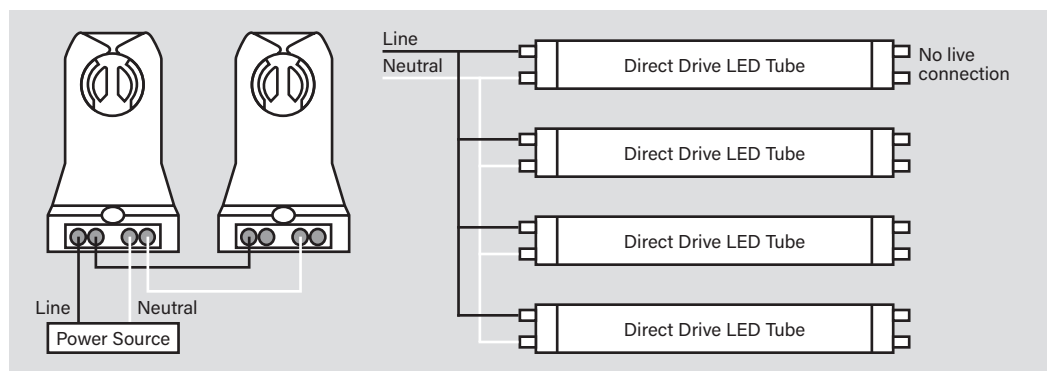
TYPICAL NON-SHUNTED LAMPHOLDER



Connect wires directly to these terminals

CAUTION: FOR SINGLE-ENDED WIRING USE ONLY NON-SHUNTED LAMPHOLDERS.

2. Rewire fixture as shown below.

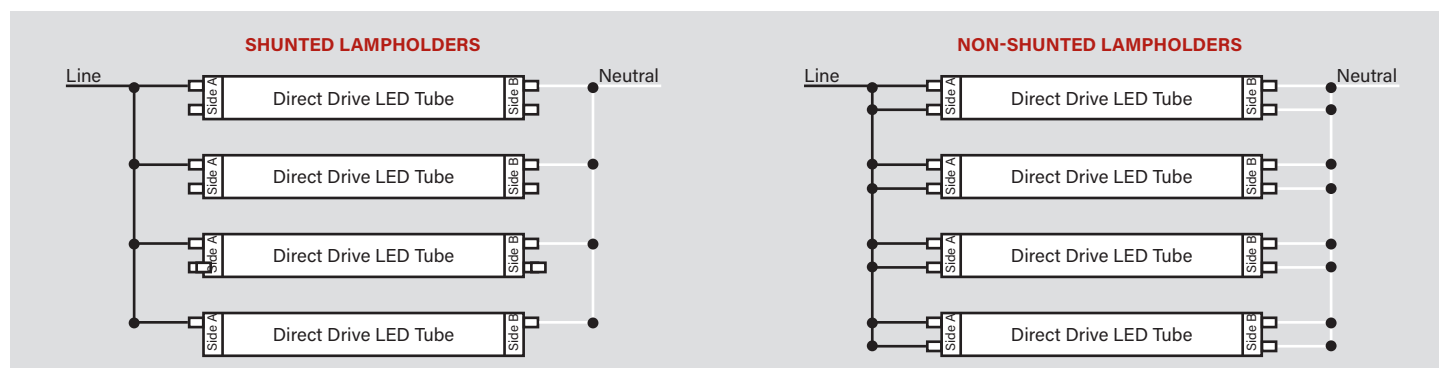


For Single-ended wiring, do not install product in a fixture with shunted lampholders (found in all fixtures using instant start ballasts). If the current lampholders are shunted, remove them and replace them with non-shunted lampholders. Make new connections directly to terminals as indicated above. Keystone can provide any style replacement lampholders. Call us at 800-464-2680.

DOUBLE-ENDED WIRING DIAGRAM

1. Cut all existing connections to ballast as shown below and remove ballast. See *Figure A* above for typical ballast configurations.
2. Re-wire fixture as shown below. For double-ended wiring, use either shunted or nonshunted lampholders.

NOTE: There should not be any exposed wires at the end of installation.



KT-LED12T5HE-36GC-8XX-DX2 /G2

T5 LED LAMP

ORDERING INFORMATION

ORDER CODE	PACK QTY.	UPC	EASY CODE
KT-LED12T5HE-36GC-850-DX2 /G2	25 pcs	MVJ-08	843654158181
KT-LED12T5HE-36GC-840-DX2 /G2	25 pcs	IHO-57	843654158198
KT-LED12T5HE-36GC-850-DX2 /G2	25 pcs	MQG-65	843654158204

CATALOG NUMBER BREAKDOWN

KT-LED12T5HE-36GC-8XX-DX2 /G2

1	2	3	4	5	6	7	8	9	10
---	---	---	---	---	---	---	---	---	----

- 1 Keystone Technologies
- 2 LED Lamp
- 3 Wattage
- 4 Lamp Type
- 5 Nominal Length (Inches)
- 6 Shatter-Proof Coated Glass
- 7 80 CRI
- 8 Color Temperature
- 9 Single- or Double-Ended Wiring
- 10 Second Generation