



DIRECT DRIVE LED

LINE VOLTAGE T8 TUBES

KT-LED10.5T8-48GC-835-D

T8 LED LAMP

DESCRIPTION

10.5W T8 LED | 3500K | >83 CRI | High-Efficiency



LAMP TYPE: Linear

BULB TYPE: T8 LED

BASE TYPE: G13 (Medium Bi-Pin)

WATTAGE: 10.5W

COLOR TEMPERATURE: 3500K

COLOR RENDERING INDEX (CRI): >83

WARRANTY: 5 Years



PRODUCT FEATURES

- Replacement for conventional fluorescent lamp
- 50,000+ hour lifetime
- Approximately 40% more energy efficient than standard F32T8 lamps
- Environmentally friendly: No mercury used
- UL Classified
- Operating temperature: -20°C/-4°F to 45°C/113°F
- Integral driver (isolated), eliminates the need for external driver or ballast
- 100+ Lumens per Watt
- Instant startup
- Frosted lens eliminates pixelation
- Improved lamp durability with shatterproof coated glass, designed to pass drop tests of 6' on hard surface
- NSF listed: NSF/ANSI Standard 2 – Food Equipment,
- Splash zone (not for direct food zone without additional fixture considerations)

OPERATING SPECIFICATIONS

ELECTRICAL CHARACTERISTICS

Input Voltage	Power Consumption	Power Factor	Input Current
120–277Vac	10.5W	>0.9	0.094A @ 120V 0.040A @ 277V

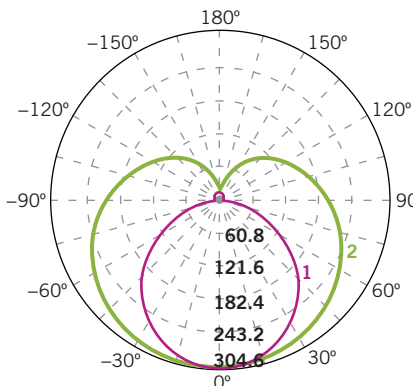
PHOTOMETRIC CHARACTERISTICS

Color Temperature (CCT)	3500K
Luminous Flux	1700 lm
Color Rendering Index (CRI)	>83
Efficacy	156 lm/W
Beam Angle	240°
Visible Light Area	325°

RATED LIFE

L70 (Hours)	50,000
-------------	--------

POLAR CANDELA DISTRIBUTION



Maximum Candela = 1248.55
Located at
Horizontal Angle = 0, Vertical Angle = 0

- 1 Violet Vertical Plane through Horizontal Angles (90–270)
2 Green Vertical Plane through Horizontal Angles (0–180)

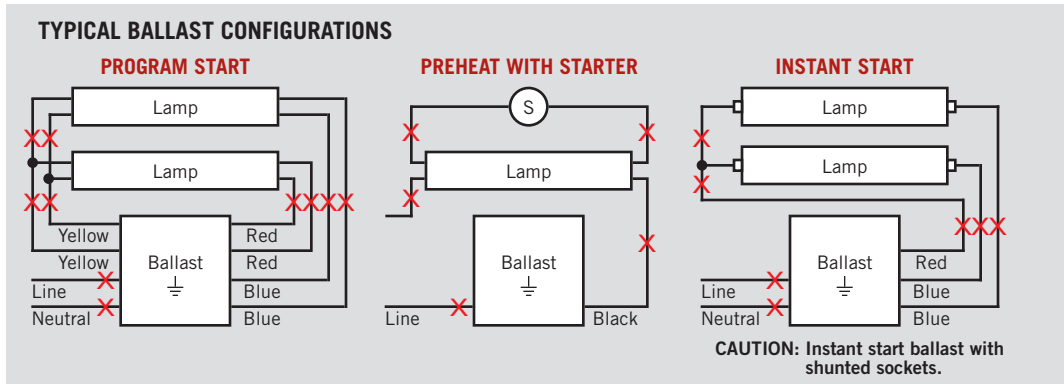


KT-LED10.5T8-48GC-835-D

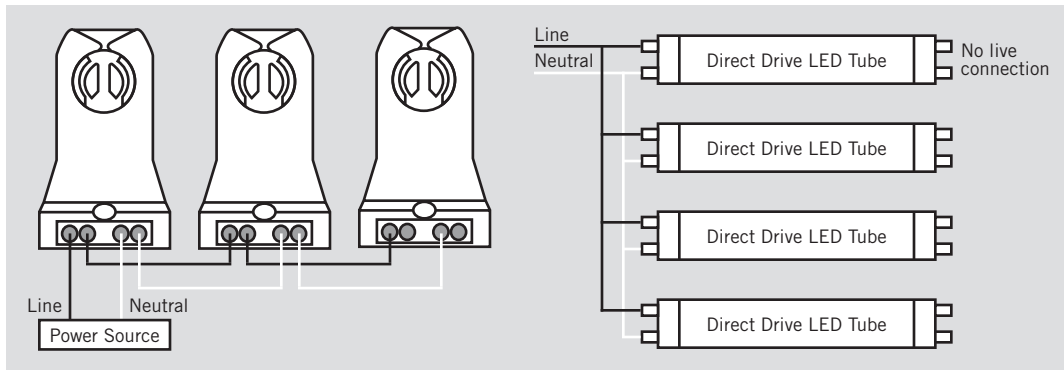
T8 LED LAMP

WIRING DIAGRAMS

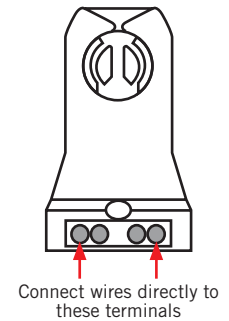
1. Cut all existing connections to ballast as shown below and remove ballast.



2. Re-wire fixture as shown below.



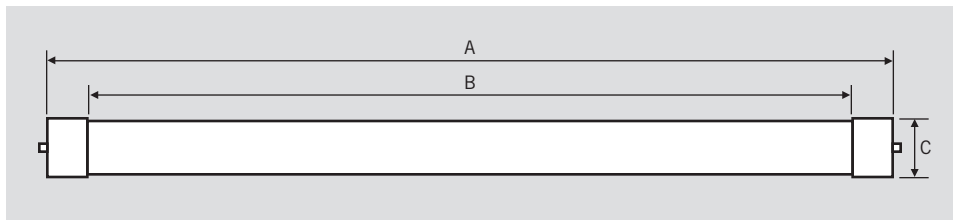
TYPICAL NON-SHUNTED LAMPHOLDER



CAUTION: USE ONLY NON-SHUNTED LAMPHOLDERS.

Do not install product in a fixture with shunted lampholders (found in all fixtures using instant start ballasts). If the current lampholders are shunted, remove them and replace them with non-shunted lampholders. Make new connections directly to terminals as indicated above. Keystone can provide any style replacement lampholders. Call us at 800-464-2680.

PHYSICAL CHARACTERISTICS



LAMP DIMENSIONS

A (Illuminated Length)	44.38"
B (Body Length)	47.15"
C (Diameter)	1.10"

NOMINAL LENGTH: 48"

BASE TYPE: G13 (Medium Bi-Pin)



KT-LED10.5T8-48GC-835-D

T8 LED LAMP

ORDERING INFORMATION

ORDER CODE	PACKAGING STYLE	PACK QTY.	ITEM STATUS
KT-LED10.5T8-48GC-835-D-CP	Carton Pack (Egg Crate Packaging)	25	Quick Ship

CATALOG NUMBER BREAKDOWN

KT-LED10.5T8-48GC-835-D-CP

1 2 3 4 5 6 7 8 9 10

- 1 Keystone Technologies
- 2 LED Lamp
- 3 Wattage
- 4 Lamp Type
- 5 Nominal Length (Inches)
- 6 Shatterproof Coated Glass
- 7 800 Series
- 8 Color Temperature
- 9 Direct-Drive Series
- 10 Packaging Style