

KT-ALED140PSHV-M1-5-NM-8CSB-VDIM

HIGH-VOLTAGE LED AREA LIGHT

DESCRIPTION

High-Voltage LED Area Light | Power Select |
Color Select | 277–480V Input | Bronze Housing

APPLICATION

Pole-mount or structure-mount outdoor illumination needs (including parking lots, auto dealerships, pathways, roadways, recreational venues, and other general area lighting requirements)



PRODUCT FEATURES

- Compact, low-profile design delivers high-performance illumination and improves application site aesthetics
- Heavy-duty, die-cast aluminum housing with ample heat sinking for enhanced thermal performance
- True U0 design for Dark Sky compliant performance eliminates undesirable sky glow
- Keystone Power Select technology (140/100/70W)
- Keystone Color Select technology (3000/4000/5000K)
- Integrated NEMA/ANSI C136.10 3-pin twist-lock receptacle with shorting cap, standard on all fixtures, simplifies ordering requirements for photo control needs
- Four contractor-friendly mounting options available (sold separately): slip fitter mount, adjustable pole mount for square and round poles, fixed pole mount for square and round poles, and trunnion mount
- Integral latch design for hassle-free, hinged access to driver compartment
- Bi-level occupancy sensor accessory available
- Reversible glare shield available, suitable for backside (house-side) or frontside (street-side) shielding
- Powered by Keystone 0–10V dimming LED driver featuring 12V AUX power tap, 6kV surge protection
- Ambient operating temperature: –40°C/–40°F to 50°C/122°F
- UL Certified for wet locations, IP65
- 0–10V dimming, 10% min
- Power factor: >0.95
- THD: <20%
- LED chip lifetime: L70 >100,000 hrs @ 25°C/77°F ambient fixture temp
- Meets FCC Part 15, Part B, Class A standards for conducted and radiated emissions

ELECTRICAL SPECIFICATIONS

Catalog Number	Selectable Wattage	Selectable CCT	Lumens	Efficacy	Input Voltage	Dimming	CRI	Dist Type	Rated Life	Legacy Equivalent	Housing Color*
KT-ALED140PSHV-M1-5-NM-8CSB-VDIM	140W	3000K	18,200	130 lm/W	277–480V	0–10V	>80	III	50,000 hrs	175–400W MH	Bronze
		4000K	19,880	142 lm/W							
		5000K	19,600	140 lm/W							
	100W	3000K	13,200	132 lm/W							
		4000K	14,500	145 lm/W							
		5000K	14,200	142 lm/W							
	70W	3000K	9,380	134 lm/W							
		4000K	10,360	148 lm/W							
		5000K	10,150	145 lm/W							

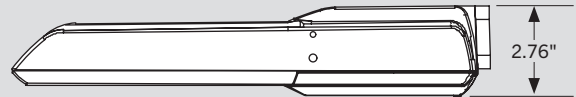
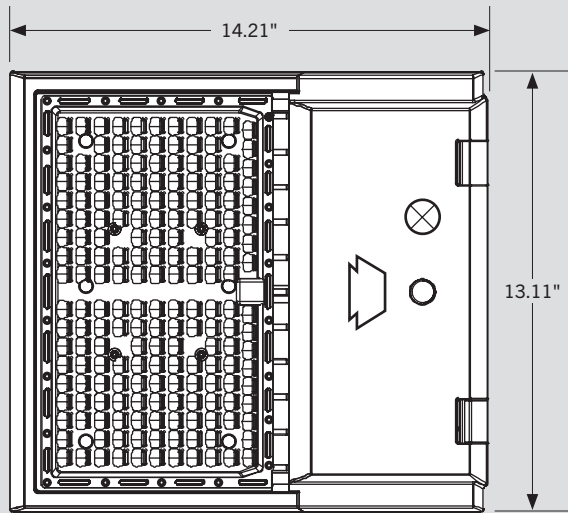
* Fixtures (and mounts) with alternate housing colors are available and made to order. Extended lead times apply. See catalog number breakdown for full ordering code details.

KT-ALED140PSHV-M1-5-NM-8CSB-VDIM

HIGH-VOLTAGE LED AREA LIGHT

PHYSICAL SPECIFICATIONS

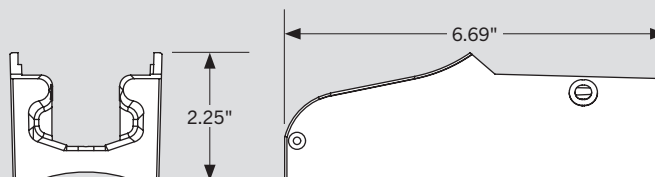
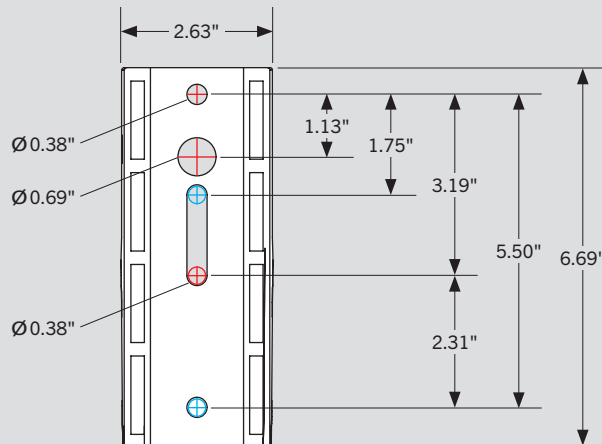
LED AREA LIGHT FIXTURE



PACKAGING

Carton Quantity	1 piece
Carton Dimensions	21.46"L x 15.47"W x 6.5"H
Carton Weight	13.18 lbs

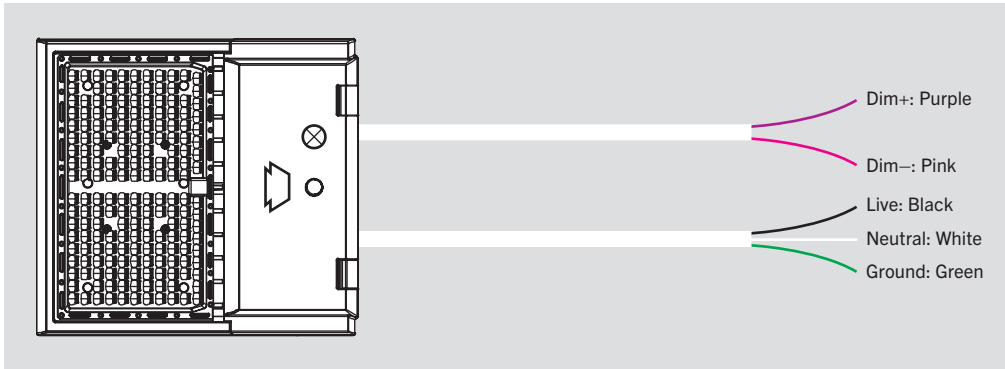
POLE MOUNT (ADJUSTABLE OR FIXED) DRILLING HOLES



KT-ALED140PSHV-M1-5-NM-8CSB-VDIM

HIGH-VOLTAGE LED AREA LIGHT

WIRING DIAGRAM

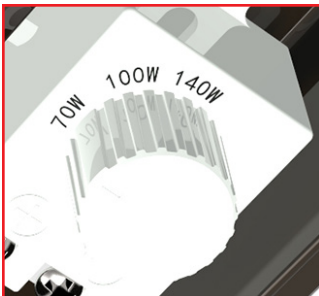


- Make input connections as needed and ensure connections are protected from exposure to the elements.
- Input voltage rating: 277–480V
- Ensure that input voltage on site matches the fixture you intend to install.

POWER SELECT (WATTAGE) AND COLOR SELECT (CCT) ADJUSTMENT


This fixture is equipped with field-adjustable Keystone Power Select and Color Select technology.

1. Ensure power is off to the fixture.
2. Open the driver compartment located on the underside of the fixture.
2. Adjust switches to desired settings.



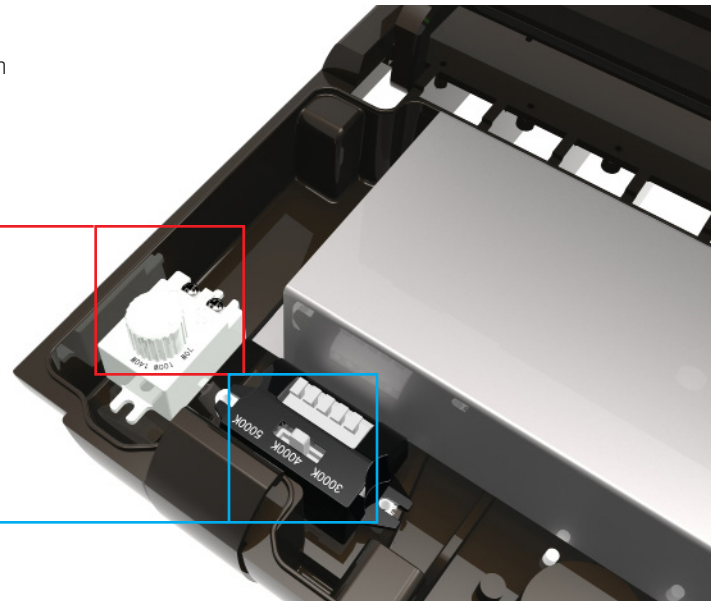
POWER SELECT ADJUSTMENT SWITCH

Set switch to adjust wattage between 140W, 100W, and 70W.



COLOR SELECT ADJUSTMENT SWITCH

Set switch to adjust CCT between 3000K, 4000K, and 5000K.



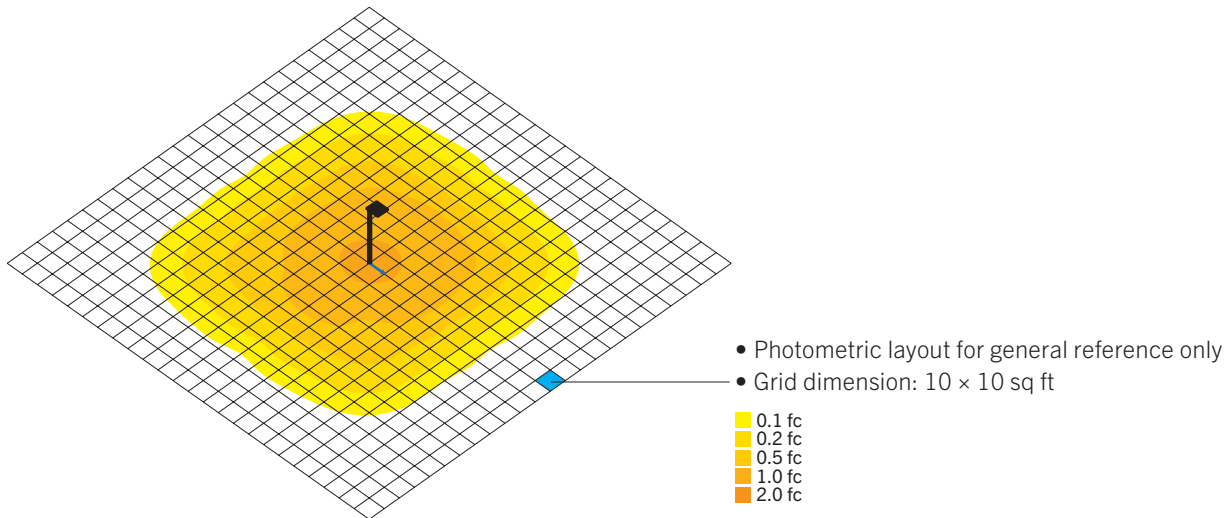
KT-ALED140PSHV-M1-5-NM-8CSB-VDIM

HIGH-VOLTAGE LED AREA LIGHT

LIGHT DISTRIBUTION PATTERN

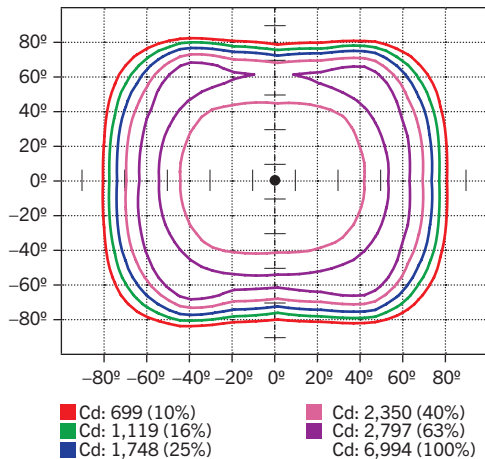
TYPE 5 (V)

Pole-mount view from above; Area light mounted at 30'

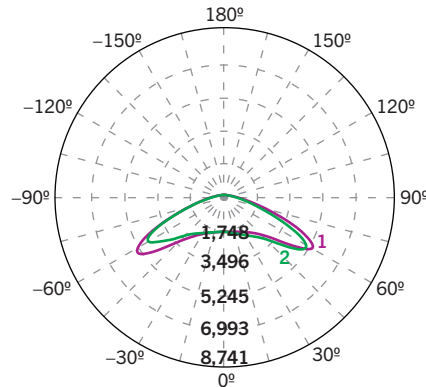


PHOTOMETRIC SPECIFICATIONS (TYPE 5 [V])

ISOCANDELA PLOT



LUMINOUS INTENSITY DISTRIBUTION



Average diffuse angle (50%): 137.2°

Unit: cd

FLUX DISTRIBUTION

Zone	Lumens	% Luminaire
Forward Light	8,386 lm	51.5%
0°–30°	843 lm	5.2%
30°–60°	3,903 lm	24.0%
60°–80°	3,421 lm	21.0%
80°–90°	218 lm	1.3%
Back Light	7,897 lm	48.5%
0°–30°	827 lm	5.1%
30°–60°	3,705 lm	22.8%
60°–80°	3,217 lm	19.8%
80°–90°	147 lm	0.9%
Up Light	0 lm	0.0%
90°–100°	0 lm	0.0%
100°–180°	0 lm	0.0%

BUG* Rating

Asymmetrical Luminaire Types	
Type I, II, III, IV	B4 U0 G4
Quadrilateral Symmetrical Luminaire Types	
Type V, Area Light	B4 U0 G2

* Backlight, Uplight, Glare

KT-ALED140PSHV-M1-5-NM-8CSB-VDIM

HIGH-VOLTAGE LED AREA LIGHT

MOUNTING BRACKET OPTIONS (SOLD SEPARATELY)

SLIP FITTER MOUNT

Fits 2 3/8" tennon; Bronze

Catalog Number	UPC	Easy Code
KT-ALED-SF-1-KIT	843654131641	JRH-74



ADJUSTABLE POLE MOUNT

For round or square pole; Bronze

Catalog Number	UPC	Easy Code
KT-ALED-PMA-1-KIT	843654131634	DAQ-87



FIXED POLE MOUNT

For round or square pole; Bronze

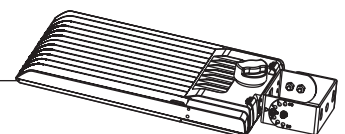
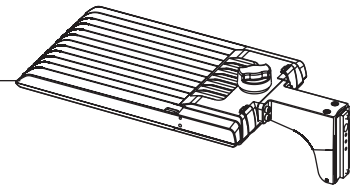
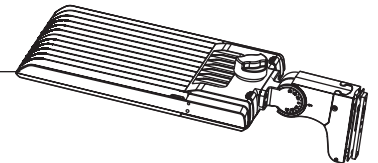
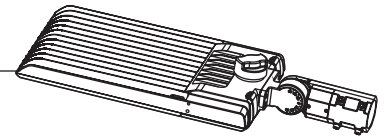
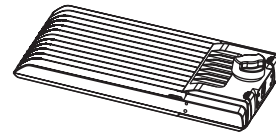

Catalog Number	UPC	Easy Code
KT-ALED-PM-1-KIT	843654131627	QVG-29



TRUNNION MOUNT

Bronze

Catalog Number	UPC	Easy Code
KT-ALED-TM-1-KIT	843654131658	GTH-37

















KT-ALED140PSHV-M1-5-NM-8CSB-VDIM

HIGH-VOLTAGE LED AREA LIGHT

EPA SPECIFICATIONS

MEDIUM-SIZE FIXTURE HOUSING

- Conditions: Horizontal winds only for calculations. Worst case total projected area used for calculations.
- All drag coefficients are set as worst case 1.2.
- For details on exact EPA calculations and assumptions, please contact productsupport@keystonetech.com

EPA Calcs (1.2*ft ² View)		Single Fixture	2 Fixtures at 90°	2 Fixtures at 180°	3 Fixtures at 90°	3 Fixtures at 120°	4 Fixtures at 90°	2 Fixtures Side-by-Side	3 Fixtures Side-by-Side	4 Fixtures Side-by-Side
Mounting Application	Fixture Position									
Adjustable Pole Mount 	Horizontal	0.50 sq. ft.	0.78 sq. ft.	1.01 sq. ft.	1.19 sq. ft.	1.28 sq. ft.	1.19 sq. ft.	0.74 sq. ft.	1.11 sq. ft.	1.48 sq. ft.
Adjustable Pole Mount 	45°	1.27 sq. ft.	1.73 sq. ft.	1.27 sq. ft.	2.20 sq. ft.	3.10 sq. ft.	2.20 sq. ft.	2.53 sq. ft.	3.80 sq. ft.	5.07 sq. ft.
Slip Fitter Mount 	Horizontal	0.48 sq. ft.	0.87 sq. ft.	0.97 sq. ft.	1.30 sq. ft.	1.37 sq. ft.	1.30 sq. ft.	0.86 sq. ft.	1.30 sq. ft.	1.73 sq. ft.
Slip Fitter Mount 	45°	1.34 sq. ft.	1.80 sq. ft.	1.34 sq. ft.	2.28 sq. ft.	3.06 sq. ft.	2.28 sq. ft.	2.67 sq. ft.	4.01 sq. ft.	5.35 sq. ft.
Slip Fitter Mount 	Vertical	1.76 sq. ft.	2.25 sq. ft.	1.76 sq. ft.	2.73 sq. ft.	2.94 sq. ft.	2.73 sq. ft.	3.53 sq. ft.	5.29 sq. ft.	7.06 sq. ft.

KT-ALED140PSHV-M1-5-NM-8CSB-VDIM

HIGH-VOLTAGE LED AREA LIGHT

ACCESSORIES (SOLD SEPARATELY)


TWIST-LOCK AREA LIGHT CONTROL

Catalog Number	Description	UPC	Easy Code
KT-TLP-HV-3PN	NEMA Type Twist-Lock 3-Pin Photocell 277–480V, 1800VA Max; Yellow Housing	843654131832	CGF-01



GLARE SHIELD

Catalog Number	Description	UPC	Easy Code
KT-ALED-GS-M1-KIT	Reversible Glare Shield Kit; Medium (fits "M1" fixture bodies); Bronze Housing	843654131801	DHT-23



MICROWAVE OCCUPANCY SENSOR


Catalog Number	Description	UPC	Easy Code
KTS-MW3-12V-PKO	12V Microwave Occupancy Sensor	843654130637	TRM-32



REMOTE CONTROL

Catalog Number	Description	UPC	Easy Code
KTS-MW3-REMOTECONTROL	Remote Control for KTS-MW3-12V-XX Sensors, Sets/adjusts all sensor performance parameters	843654132020	XSR-61





KT-ALED140PSHV-M1-5-NM-8CSB-VDIM

HIGH-VOLTAGE LED AREA LIGHT

ORDERING INFORMATION

ORDER CODE	PACK QTY.	UPC	Easy Code
KT-ALED140PSHV-M1-5-NM-8CSB-VDIM	1	843654139036	ZVP-35

CATALOG NUMBER BREAKDOWN

KT-ALED140PSHV-M1-5-NM-8CSB-VDIM

1 2 3 4 5 6 7 8 9 10 11 12 13 14 15

- 1 Keystone Technologies
- 2 Fixture Type
- 3 LED Technology
- 4 Max Wattage
- 5 Power Select
- 6 High-Voltage
- 7 Size/ Shape
- 8 Style/ Design Designation
- 9 Distribution Type
- 10 Mounting
- 11 80 CRI
- 12 Color Select
- 13 Color Select Designation
- 14 Dimming
- 15 Housing Color

2 Fixture Type

A Area Light

7 Size/ Shape

M Medium

8 Style/ Design Designation

9 Distribution Type

5 Type 5 (V)

10 Mounting

NM No Mounting

13 Color Select Designation

B 3000/4000/5000K

13 Dimming

VDIM 0-10V

15 Housing Color

(Blank) Bronze