

KT-ALED140PS-M1-5-SF-8CSB-VDIM-P

SLIPFITTER-MOUNT LED AREA LIGHT PREMIUM PACKAGE

DESCRIPTION

High-Performance Slipfitter-Mount LED Area Light
Premium Package | Power Select | Color Select |
120–277V Input | Bronze Housing

APPLICATION

Pole-mount outdoor illumination needs (including parking lots, auto dealerships, pathways, roadways, recreational venues, and other general area lighting requirements)



PRODUCT FEATURES

- Compact, low-profile design delivers high-performance illumination and improves application site aesthetics
- Heavy-duty, die-cast aluminum housing with ample heat sinking for enhanced thermal performance
- True U0 design for Dark Sky compliant performance eliminates undesirable sky glow
- Keystone Power Select technology (140/100/70W)
- Keystone Color Select technology (3000/4000/5000K)
- 3-pin twist-lock photocell included along with integrated NEMA/ANSI C136.41 7-pin-twist lock receptacle and shorting cap, covers control needs and variables
- Pre-installed, slipfitter mount kit with Type V fixture optics, ideal for multi-headed pole applications
- Integral latch design for hassle-free, hinged access to driver compartment
- Bi-level occupancy sensor accessory available
- Reversible glare shield available, suitable for backside (house-side) or frontside (street-side) shielding
- Powered by Keystone 0–10V dimming LED driver featuring 12V AUX power tap, 6kV surge protection
- Ambient operating temperature: –40°C/–40°F to 50°C/122°F
- UL Certified for wet locations, IP65
- 0–10V dimming, 10% min
- Power factor: >0.95
- THD: <20%
- LED chip lifetime: L70 >100,000 hrs @ 25°C/77°F ambient fixture temp
- Meets FCC Part 15, Part B, Class A standards for conducted and radiated emissions

ELECTRICAL SPECIFICATIONS

Catalog Number	Selectable Wattage	Selectable CCT	Lumens	Efficacy	Input Voltage	Dimming	CRI	Dist Type	Rated Life	Legacy Equivalent	Housing Color*
KT-ALED140PS-M1-5-SF-8CSB-VDIM-P	140W	3000K	18,200	130 lm/W	120–277V	0–10V	>80	V	50,000 hrs	175–400W MH	Bronze
		4000K	19,880	142 lm/W							
		5000K	19,600	140 lm/W							
	100W	3000K	13,200	132 lm/W							
		4000K	14,500	145 lm/W							
		5000K	14,200	142 lm/W							
	70W	3000K	9,380	134 lm/W							
		4000K	10,360	148 lm/W							
		5000K	10,150	145 lm/W							

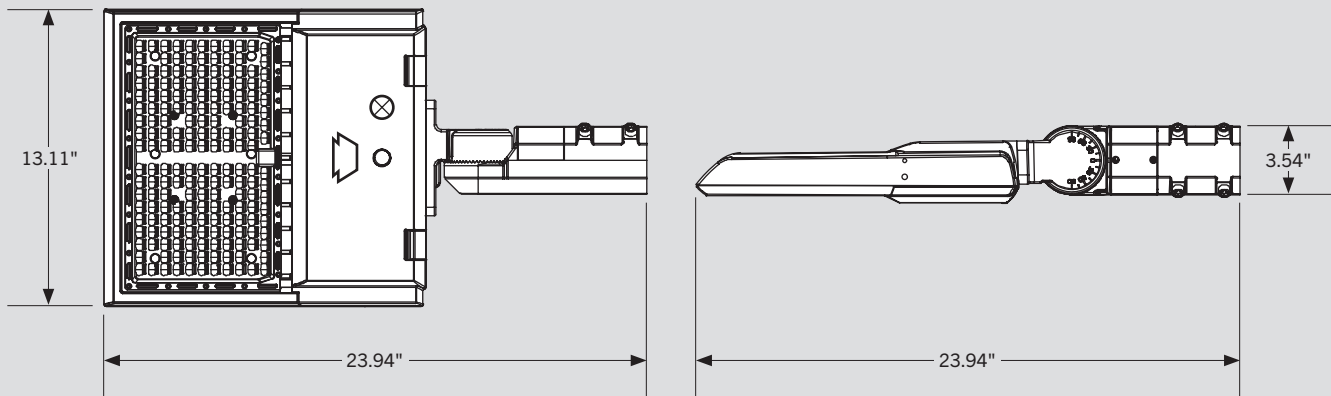
* Fixtures (and mounts) with alternate housing colors are available and made to order. Extended lead times apply. See catalog number breakdown for full ordering code details.

KT-ALED140PS-M1-5-SF-8CSB-VDIM-P

SLIPFITTER-MOUNT LED AREA LIGHT PREMIUM PACKAGE

PHYSICAL SPECIFICATIONS

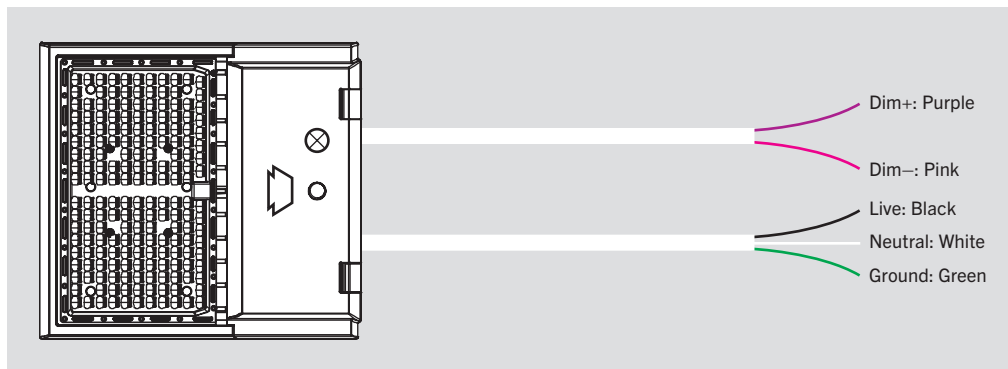
SLIPFITTER-MOUNT LED AREA LIGHT FIXTURE



PACKAGING

Carton Quantity	1 piece
Carton Dimensions	27.95"L × 16.73"W × 6.69"H
Carton Weight	8.87 lbs

WIRING DIAGRAM



- This fixture comes pre-wired with a 7-pin twist-lock receptacle with shorting cap. Make input connections as needed and ensure connections are protected from exposure to the elements.
- Input voltage rating: 120–277V
- Ensure that input voltage on site matches the fixture you intend to install.


KT-ALED140PS-M1-5-SF-8CSB-VDIM-P

SLIPFITTER-MOUNT LED AREA LIGHT PREMIUM PACKAGE

POWER SELECT (WATTAGE) AND COLOR SELECT (CCT) ADJUSTMENT


This fixture is equipped with field-adjustable Keystone Power Select and Color Select technology.

1. Ensure power is off to the fixture.
2. Open the driver compartment located on the underside of the fixture.
2. Adjust switches to desired settings.




POWER SELECT ADJUSTMENT SWITCH

Set switch to adjust wattage between 140W, 100W, and 70W.



COLOR SELECT ADJUSTMENT SWITCH

Set switch to adjust CCT between 3000K, 4000K, and 5000K.



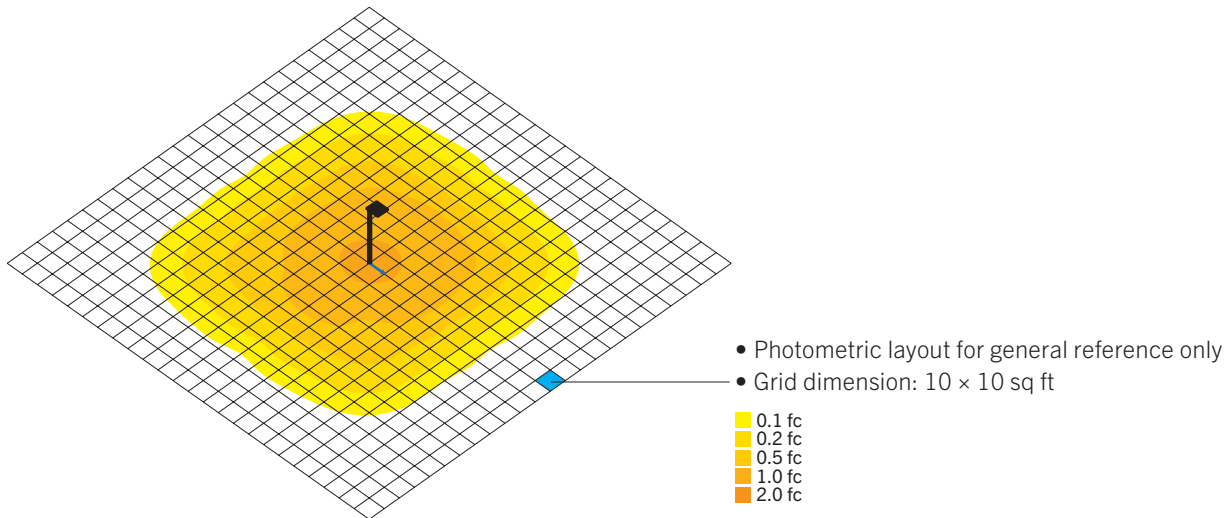
KT-ALED140PS-M1-5-SF-8CSB-VDIM-P

SLIPFITTER-MOUNT LED AREA LIGHT PREMIUM PACKAGE

LIGHT DISTRIBUTION PATTERN

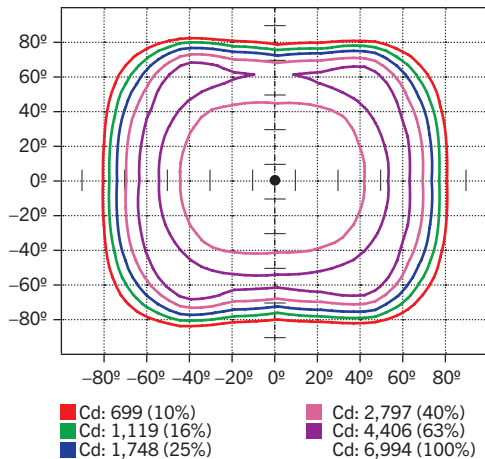
TYPE 5 (V)

Pole-mount view from above; Area light mounted at 30'

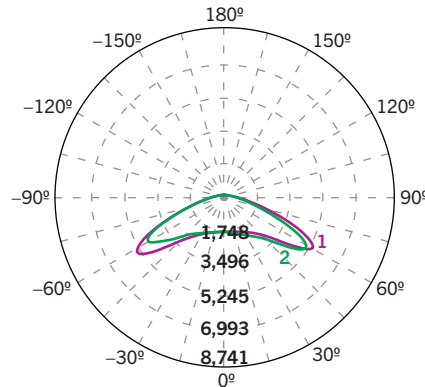


PHOTOMETRIC SPECIFICATIONS (TYPE 5 [V])

ISOCANDELA PLOT



LUMINOUS INTENSITY DISTRIBUTION



Average diffuse angle (50%): 137.2°

Unit: cd

FLUX DISTRIBUTION

Zone	Lumens	% Luminaire
Forward Light	8,386 lm	51.5%
0°–30°	843 lm	5.2%
30°–60°	3,903 lm	24.0%
60°–80°	3,421 lm	21.0%
80°–90°	218 lm	1.3%
Back Light	7,897 lm	48.5%
0°–30°	827 lm	5.1%
30°–60°	3,705 lm	22.8%
60°–80°	3,217 lm	19.8%
80°–90°	147 lm	0.9%
Up Light	0 lm	0.0%
90°–100°	0 lm	0.0%
100°–180°	0 lm	0.0%

BUG* Rating

Asymmetrical Luminaire Types	
Type I, II, III, IV	B4 U0 G4
Quadrilateral Symmetrical Luminaire Types	
Type V, Area Light	B4 U0 G2

* Backlight, Uplight, Glare













KT-ALED140PS-M1-5-SF-8CSB-VDIM-P

SLIPFITTER-MOUNT LED AREA LIGHT PREMIUM PACKAGE

EPA SPECIFICATIONS

MEDIUM-SIZE FIXTURE HOUSING

- Conditions: Horizontal winds only for calculations. Worst case total projected area used for calculations.
- All drag coefficients are set as worst case 1.2.
- For details on exact EPA calculations and assumptions, please contact productsupport@keystonetech.com

EPA Calcs (1.2*ft ² View)		Single Fixture	2 Fixtures at 90°	2 Fixtures at 180°	3 Fixtures at 90°	3 Fixtures at 120°	4 Fixtures at 90°	2 Fixtures Side-by-Side	3 Fixtures Side-by-Side	4 Fixtures Side-by-Side
Mounting Application	Fixture Position									
Slipfitter Mount 	Horizontal	0.48 sq. ft.	0.87 sq. ft.	0.97 sq. ft.	1.30 sq. ft.	1.37 sq. ft.	1.30 sq. ft.	0.86 sq. ft.	1.30 sq. ft.	1.73 sq. ft.
Slipfitter Mount 	45°	1.34 sq. ft.	1.80 sq. ft.	1.34 sq. ft.	2.28 sq. ft.	3.06 sq. ft.	2.28 sq. ft.	2.67 sq. ft.	4.01 sq. ft.	5.35 sq. ft.
Slipfitter Mount 	Vertical	1.76 sq. ft.	2.25 sq. ft.	1.76 sq. ft.	2.73 sq. ft.	2.94 sq. ft.	2.73 sq. ft.	3.53 sq. ft.	5.29 sq. ft.	7.06 sq. ft.


KT-ALED140PS-M1-5-SF-8CSB-VDIM-P

SLIPFITTER-MOUNT LED AREA LIGHT PREMIUM PACKAGE

ACCESSORIES (SOLD SEPARATELY)

GLARE SHIELD

Catalog Number	Description	UPC	Easy Code
KT-ALED-GS-M1-KIT	Reversible Glare Shield Kit; Medium (fits "M1" fixture bodies); Bronze Housing	843654131801	DHT-23



MICROWAVE OCCUPANCY SENSOR

Catalog Number	Description	UPC	Easy Code
KTS-MW3-12V-PKO	12V Microwave Occupancy Sensor	843654130637	TRM-32



REMOTE CONTROL

Catalog Number	Description	UPC	Easy Code
KTS-MW3-REMOTECONTROL	Remote Control for KTS-MW3-12V-XX Sensors, Sets/adjusts all sensor performance parameters	843654132020	XSR-61





KT-ALED140PS-M1-5-SF-8CSB-VDIM-P

SLIPFITTER-MOUNT LED AREA LIGHT PREMIUM PACKAGE

ORDERING INFORMATION

ORDER CODE	PACK QTY.	UPC	Easy Code
KT-ALED140PS-M1-5-SF-8CSB-VDIM-P	1	843654138985	GCI-70

CATALOG NUMBER BREAKDOWN

KT-ALED140PS-M1-5-SF-8CSB-VDIM-P

1 2 3 4 5 6 7 8 9 10 11 12 13 14 15

- 1 Keystone Technologies
- 2 Fixture Type
- 3 LED Technology
- 4 Max Wattage
- 5 Power Select
- 6 Size/ Shape
- 7 Style/ Design Designation
- 8 Distribution Type
- 9 Mounting
- 10 80 CRI
- 11 Color Select
- 12 Color Select Designation
- 13 Dimming
- 14 Stock Package
- 15 Housing Color

2 Fixture Type

A Area Light

6 Size/ Shape

M Medium

7 Style/ Design Designation

8 Distribution Type

5 Type 5 (V)

9 Mounting

SF Slipfitter Mounting

12 Color Select Designation

B 3000/4000/5000K

13 Dimming

VDIM 0-10V

15 Housing Color

(Blank) Bronze