

- Down Lights
- Ceiling Lights
- Task Lighting
- Pendant Lights
- Corridor Lighting
- Wall Scones
- Bollards
- Accent Lighting
- Walkway Lighting
- Carriage Lanterns
- Wall Packs
- Decorative Lighting
- Pedestrian Tunnels
- Stairwell Lighting


High Performance 10W LED Plug & Play Dimmable PL Lamp

The Hylite LED Plug & Play Dimmable PL Lamp is an ideal Energy-Efficient replacement for CFL and Incandescent Bulb installations in Existing and New Fixtures. The 10W LED Plug & Play PL Lamp provides Energy-Efficient Illumination at a Wide Beam Angle of 120° and replaces 18W/26W/32W CFL Bulbs, effectively reducing Energy Consumption by 44%-62%-69%, and as much as 90% when replacing 100W Incandescent Bulbs. Hylite LED PL Lamps are rated at up to 50,000 hours of Lamp Life. This is 50 times longer than a traditional Incandescent Bulb, and 7 times longer than a CFL Bulb. This significantly reduces Energy Usage and Costs as well as Maintenance Expenditures.

- Easy Installation: Simply Plug & Play. No Wiring Change Necessary.
- Full Brightness with Instant On and Instant Restrike
- Optimal Design for Horizontal or Vertical Mount Sockets
- >80 CRI for Great Visibility
- Suitable for Dry or Damp Location
- Low Power Consumption
- Universal Voltage: 100-277V, AC
- Heat & Impact Resistant, UV Protected, Non-Yellowing, Optical Grade Lens
- Excellent Heat Dissipation with Proprietary-Designed Heat Sink
- Cool Operation: Does not add to Heat Load (up to 90% less heat than Incandescent) while producing Brilliantly Bright Light
- Non-Combustible. Made from Flame Retardant, Engineered Polymer, the Base is Mechanically Strong and Heat-Resistant up to 435°F (225°C)
- Safe and Reliable: Isolated Circuit Design
- Maintenance-Free Operation: Lasts up to 50 times longer than Incandescent Bulb. Lowers Costs by Reducing Relamp Frequency
- Safe: Contain No Hazardous Materials; RoHS Compliant: No Lead, Mercury, Toxic Metals or Arsenic Gases. No Disposal Requirements. Facilitates LEED® points
- No Electro-Magnetic (EMI) or Radio Frequency Interference (RFI)
- Environmentally Friendly: 98% of the Hylite LED Lamp is Recyclable
- 5 Year Limited Warranty



18W / 26W / 32W
CFL Equivalent



98%
RECYCLABLE




NO
LEAD, MERCURY,
HEAVY METALS
OR TOXIC GASES



Universal Burning Positioning

Lamp can be oriented in any position
- does not affect or diminish the life of the lamp



Longer Life Up to 50,000 Hours Increased Sustainability	Energy Costs Reduction of up to 90%	Power Low Consumption	Beam Angle 120° Wide and Uniform	Lumen Efficacy 79 lpw LM-79 Tested	No IR/UV No Noise Radiation-Free No Humming	No EMI / RFI Zero Interference	Solid State Vibration and Shock Resistant	Reliability LM-80 Tested ISTMT Tested x 1,000,000	Warranty 5 years Reliable and Long-Lasting
--	---	-------------------------------------	---	---	---	--	---	---	---

Model No.	Watts	Lumens* (lm)	Input Line Current	Dimensions & Weight (each)		
				Width	Height	Net Weight
HL-G24A-10W	10	778	36mA~100mA	1.4" (35mm)	6.1" (155mm)	6 oz. (170g)

- Efficacy: 79 lpw*
- CRI: >80
- Beam Angle: 120°
- Max. THD (%): <10%
- Universal Input Voltage
- Power Factor: >0.9
- Protection: IP20
- Rated Life: 50,000 Hrs.**
- Warranty: 5 Years
- 100~277V, AC 50/60 Hz.
- Ambient Working Temperature: -22°F~+140°F (-30°C~+60°C)
- CCT: 3500K (Neutral White) and 4000K (Cool White)
- Base Type: G24

* Depending upon Ballast

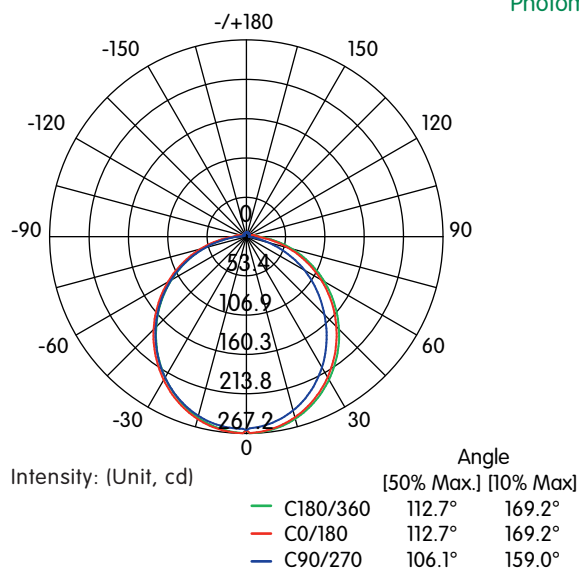
** Depending upon the ambient temperature of the installation location

Ballast Compatible

Type A

HyLite PL Lamp, HL-G24A-10W

Photometrics



HYLITE™

LED Lighting

Illuminance Distance Curve

Height	Center E (lx/ft)	Angle: 112.7°	Ave. E (lx/ft)	Diameter
1 m	263.12 lx		106.7 lx	3.06 m
3.3 ft.	24.44 fc		9.91 fc	10 ft.
2 m	65.78 lx		26.67 lx	6.11 m
6.5 ft.	6.11 fc		2.48 fc	20 ft.
3 m	29.24 lx		11.85 lx	9.16 m
9.8 ft.	2.72 fc		1.10 fc	30 ft.
4 m	16.45 lx		6.67 lx	12.22 m
13.1 ft.	1.53 fc		0.62 fc	40 ft.
5 m	10.53 lx		4.27 lx	15.27 m
16.4 ft.	0.98 fc		0.4 fc	50 ft.

Note: The Curves indicate the illuminated area and the average illumination when the luminaire is at different distance

Ordering for HyLite 10W LED Plug & Play PL Lamp with G24 Base

Model	Suffix	(CCT, °K)
HL-G24A-10W	-35K	3500K = Neutral White (NW)
	-40K	4000K = Cool White (CW)

Warning: Disable all Power to the Luminaire. HyLite LED PL Lamps are Designed to Work-Off 100V~277V, AC. HyLite 10W LED PL Lamps are Compatible with Electronic Ballasts.

Failure to follow instructions will VOID Warranty. It can also result in an Electric Shock, or Fire. NOT FOR TOTALLY ENCLOSED LUMINAIRES OR EMERGENCY LIGHTING. NOT FOR USE WITH DIMMERS.

Warning - Risk of Fire or Electric Shock

- For use in Dry or Damp Locations. Do not use where directly exposed to Liquid, Vapor, Rain or Weather. Non-Submersible (not water tight).
- Operate in Fixtures that provide the free flow of air around the Lamp. This will ensure Lumen Maintenance and Extend Its Working Life. When Products are used in Outdoor Fixtures, ensure the space is Waterproof and Well-Ventilated.
- The Installer must determine and verify whether 120V to 277V AC is being utilized at the Luminaire before Installation. Improper Voltage matching can result in Performance Degradation and/or Physical Damage.
- Wiring modification for HyLite LED Lamp Installation requires knowledge of Luminaire Electrical Systems. If not qualified, DO NOT attempt Installation. Contact a Qualified Electrician.
- Luminaire Wiring, Ballast, or other Electrical Parts may be Damaged when Installing. Always check for enclosed Wiring and Components.
- To prevent Wiring Damage or Abrasion, DO NOT expose Wiring to edges of Sheet Metal or other Sharp Objects.
- DO NOT Make or Alter any Open Holes in an Enclosure for Wiring or Electrical Components during Installation.
- DO NOT Block Light emanating from Product in Whole or Part, as this may Cause an Unsafe Condition.
- Installing Surge/Lightning Protectors is Highly Recommended and helps to Eliminate Premature Driver Failure caused by Surges and other Power Fluctuations.