

Ideal for High-quality Illumination in:

- Down Lights
- Decorative Lighting
- Pedestrian Tunnels
- Stairwell Lighting
- Wall Scones
- Accent Lighting
- Pendant Lights
- Corridor Lighting
- Bollards
- Ceiling Lights
- Walkway Lighting
- Carriage Lanterns
- Wall Packs
- Task Lighting

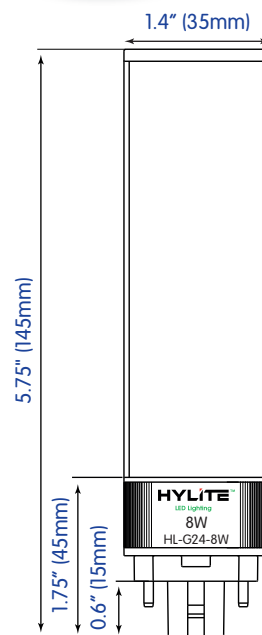
High Performance 8W LED PL Lamp

The HyLite High Performance LED PL Lamp is an ideal Energy-Efficient replacement for CFL and Incandescent Bulb installations in Existing and New Fixtures. The 8W LED PL Lamp provides Energy-Efficient Illumination at a Wide Beam Angle of 120° and replaces 18W/26W CFL Bulbs, effectively reducing Energy Consumption by 56%-69% and as much as 87% when replacing 60W Incandescent Bulbs. HyLite LED PL Lamps are rated at up to 50,000 hours of Lamp Life. This is 50 times longer than a traditional Incandescent Bulb, and 7 times longer than a CFL Bulb. This significantly reduces Energy Usage and Costs as well as Maintenance Expenditures.

- Easy Installation & Retrofitting: Simply Bypass Ballast and Plug-in. Runs on AC Direct Line Voltage. Eliminates Compatibility, Power Loss & Lifetime Issues and Maintenance Costs associated with Ballasts
- Full Brightness with Instant On and Instant Restrike
- Optimal Design for Horizontal or Vertical Mount Sockets
- >80 CRI for Great Visibility
- Suitable for Dry or Damp Location
- Low Power Consumption
- Universal Voltage: 100-277V, AC
- Heat & Impact Resistant, UV Protected, Non-Yellowing, Optical Grade Lens
- Excellent Heat Dissipation with Proprietary-Designed Heat Sink
- Cool Operation: Does not add to Heat Load (up to 90% less heat than Incandescent) while producing Brilliantly Bright Light
- Non-Combustible. Made from Flame Retardant, Engineered Polymer, the Base is Mechanically Strong and Heat-Resistant up to 435°F (225°C)
- Safe and Reliable: Isolated Circuit Design
- Maintenance-Free Operation: Lasts up to 50 times longer than Incandescent Bulb. Lowers Costs by Reducing Relamp Frequency
- Safe: Contain No Hazardous Materials; RoHS Compliant: No Lead, Mercury, Toxic Metals or Arsenic Gases. No Disposal Requirements. Facilitates LEED® points
- No Electro-Magnetic (EMi) or Radio Frequency Interference (RFI)
- Environmentally Friendly: 98% of the HyLite LED Lamp is Recyclable
- 5 Year Limited Warranty



18W / 26W
CFL Equivalent



98%
RECYCLABLE



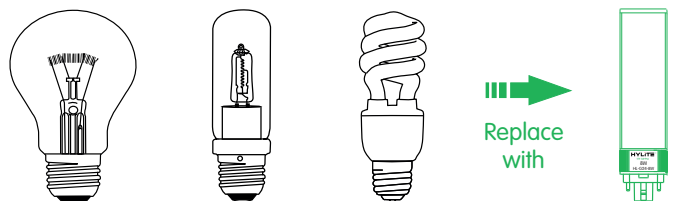
NO

LEAD, MERCURY,
HEAVY METALS
OR TOXIC GASES



Universal Burning Positioning

Lamp can be oriented in any position
- does not affect or diminish the life of the lamp



Incandescent	Halogen	CFL	HyLite
60W	45W	18W / 26W	8W
87%	82%	56%-69%	Energy Savings (%)

HyLite LED PL lamps offer a truly universal G24 base - designed to replace both 2-pin and 4-pin G24 bases listed:

G24d	G24q	Gx24d	Gx24q
G24d-1	G24q-1	Gx24d-2	Gx24q-1
G24d-2	G24q-2	Gx24d-3	Gx24q-2
G24d-3	G24q-3		Gx24q-3
			Gx24q-4

Longer Life	Energy Costs	Power	Beam Angle	Lumen Efficacy	No IR/UV	No EMI / RFI	Solid State	Reliability	Warranty
Up to 50,000 Hours	Reduction of up to 87%	Low Consumption	Wide and Uniform 120°	120 lpw LM-79 Tested	No Noise	Zero Interference	Vibration and Shock Resistant	LM-80 Tested ISTMT Tested	5 years
Increased Sustainability					Radiation-Free No Humming				Reliable and Long-Lasting

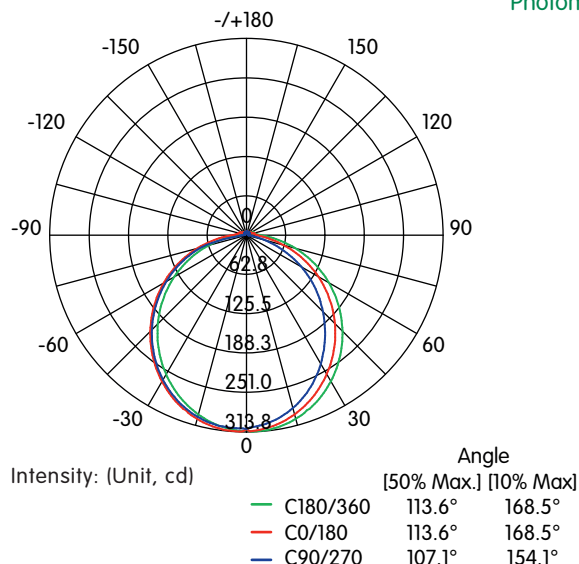
Model No.	Watts	Lumens (lm)	Input Line Current	Dimensions & Weight (each)		
				Width	Height	Net Weight
HL-G24-8W	8	893~920	64mA@120V	1.4" (35mm)	5.75" (145mm)	3.4 oz. (95g)

- Efficacy: 120 lpw
- CRI: >80
- Beam Angle: 120°
- Max. THD (%): <10%
- Universal Input Voltage
- Power Factor: >0.9
- Protection: IP20
- Rated Life: 50,000 Hrs.*
- Warranty: 5 Years
- 100~277V, AC 50/60 Hz.
- Ambient Working Temperature: -4°F~+104°F (-20°C~+40°C)
- CCT: 3500K (Neutral White) and 4000K (Cool White)
- Base Type: G24

* Depending upon the ambient temperature of the installation location

AC Direct Type B

HyLite PL Lamp, HL-G24-8W Photometrics



HYLITE™ LED Lighting

Illuminance Distance Curve

Height	Center E (lx/fc)	Angle: 113.60°	Ave. E (lx/fc)	Diameter
1 m	309.62 lx		122.06 lx	3.06 m
3.3 ft.	28.76 fc		11.34 fc	10 ft.
2 m	77.40 lx		30.52 lx	6.11 m
6.5 ft.	7.19 fc		2.84 fc	20 ft.
3 m	34.40 lx		13.56 lx	9.16 m
9.8 ft.	3.19 fc		1.26 fc	30 ft.
4 m	19.35 lx		7.63 lx	12.22 m
13.1 ft.	1.8 fc		0.71 fc	40 ft.
5 m	12.39 lx		4.88 lx	15.27 m
16.4 ft.	1.15 fc		0.45 fc	50 ft.

Note: The Curves indicate the illuminated area and the average illumination when the luminaire is at different distance

Ordering for HyLite 8W LED PL Lamp with G24 Base

Model	Suffix	(CCT, °K)
HL-G24-8W	-35K	3500K = Neutral White (NW)
	-40K	4000K = Cool White (CW)

Warning: Disable all Power to the Luminaire. HyLite LED PL Lamps are Designed to work off 100V~277V, AC. HyLite 8W LED PL Lamps are not Compatible with Electronic Ballasts. Electronic Ballast (if equipped) must be Bypassed or removed from the Luminaire before installing the Lamp. Failure to Follow Instructions will VOID Warranty. It can also result in an Electric Shock, or Fire. NOT FOR TOTALLY ENCLOSED LUMINAIRES OR EMERGENCY LIGHTING. NOT FOR USE WITH DIMMERS.

Warning - Risk of Fire or Electric Shock

- For use in Dry or Damp Locations. Do not use where directly exposed to Liquid, Vapor, Rain or Weather. Non-Submersible (not water tight).
- Operate in Fixtures that provide the free flow of air around the Lamp. This will ensure Lumen Maintenance and Extend Its Working Life. When Products are used in Outdoor Fixtures, ensure the space is Waterproof and Well-Ventilated.
- The Installer must determine and verify whether 120V to 277V AC is being utilized at the Luminaire before Installation. Improper Voltage matching can result in Performance Degradation and/or Physical Damage. These Lamps work on Line Voltage and require all Ballasts and Starters to be Bypassed.
- Wiring modification for HyLite LED Lamp Installation requires knowledge of Luminaire Electrical Systems. If not qualified, DO NOT attempt Installation. Contact a Qualified Electrician.
- Luminaire Wiring, Ballast, or other Electrical Parts may be Damaged when Installing. Always check for enclosed Wiring and Components.
- To prevent Wiring Damage or Abrasion, DO NOT expose Wiring to edges of Sheet Metal or other Sharp Objects.
- DO NOT Make or Alter any Open Holes in an Enclosure for Wiring or Electrical Components during Installation.
- DO NOT Block Light emanating from Product in Whole or Part, as this may Cause an Unsafe Condition.
- Installing Surge/Lightning Protectors is Highly Recommended and helps to Eliminate Premature Driver Failure caused by Surges and other Power Fluctuations.
- The End Retrofit Fixture, once Modified, can No Longer Operate as was Originally Intended.