

High Performance LED Omni-Cob Lamp, 25W

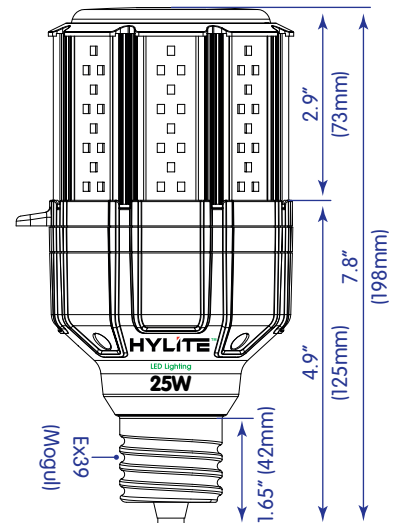
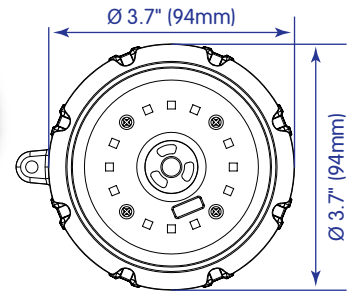
Designed for Easy Installation in New and Existing Fixtures, HyLite LED Omni-Cob Lamps are Suitable for a Variety of Applications. They feature Excellent Optics for Increased Visibility, and Low Power Consumption, Saving from 67% to 90% on Electricity Costs. With a Lamp Life of up to 60,000 hours, the HyLite LED Omni-Cob Lamps significantly reduce Relamping Costs, thus decreasing Maintenance and Disposal Costs.

Enhances vision for better Optical Acuity, reduces Light Pollution, and provides 360° of Clean, Bright Light. Suitable for Fully-enclosed Fixtures, its Compact Size makes it the Ideal Replacement for CFL, MV, HID, and HPS Lamps in existing E39/E40 (Mogul) Base Fixtures.

- Extremely Efficient: High Lumen Efficacy: 142 LpW with High >80 CRI
- Fully Encapsulated: Shatter-proof, High-Shock & High-Vibration Resistant
- Omni-Directional with Optimized Lighting Beam provides Maximum 360° Luminance. Perfect for Post Tops, Bollards and Low Bays
- Bright White Light for Greater Visibility and Safety.
- Easy Installation: No Ballast necessary. Direct Retrofit into Existing Socket
- Instant Start and Restart: No Warm-up Time required
- Heat & Impact Resistant, UV Protected, Non-Yellowing, Optical Grade Lens
- Good Heat Dissipation with Proprietary-designed Heat Sink
- Cool Operation: Does not add to Heat Load while producing Brilliant Light
- Safe and Reliable: Isolated Circuit Design. Integral 4 kV Surge Suppressor & Protection. Includes a Free 20kA in-line Surge Protection Device for added Protection
- No Electro-Magnetic (EMi) or Radio Frequency Interference (RFI)
- Ingress Protection: IP64. Complete protection against Contact, Dust Infiltration, and Splashed Water
- Safe: Contain No Hazardous Materials; RoHS Compliant: No Lead, Mercury, Toxic Metals or Arsenic Gases. No Disposal requirements. Facilitates LEED® points.
- Environmentally Friendly: 98% of the HyLite LED Lamp is Recyclable




FREE!
20 kA
In-line Surge Protection
Device Included.
Additional Protection
for your HyLite
Omni-Cob Lamp
at no Cost!



Mercury
Free



Suitable for
Damp Locations Enclosed Fixtures



Incandescent	HPS/HID	CFL	HyLite
250W	150W	75W	25W
90%	83%	67%	Energy Savings (%)

* Does not include Ballast Loss, Maintenance and Replacement Lamp Savings and Disposal Costs which can amount to additional Savings of 30~50%!

98%
RECYCLABLE

NO
LEAD, MERCURY,
HEAVY METALS
OR TOXIC GASES

Universal Burning Positioning



Base Down



Base Sideways

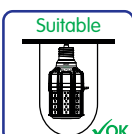


Base Up

Lamp can be oriented in any position
- does not affect or diminish the life of the Lamp



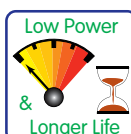
360°
Illumination



For Enclosed
Luminaires



Reduction of
up to 90%



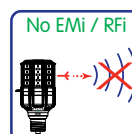
Up to
60,000 Hours



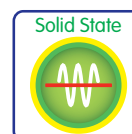
142 LpW
LM-79 Tested



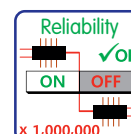
Radiation-Free
No Humming



Zero
Interference



Vibration and
Shock Resistant



LM-80 Tested
ISTMT Tested



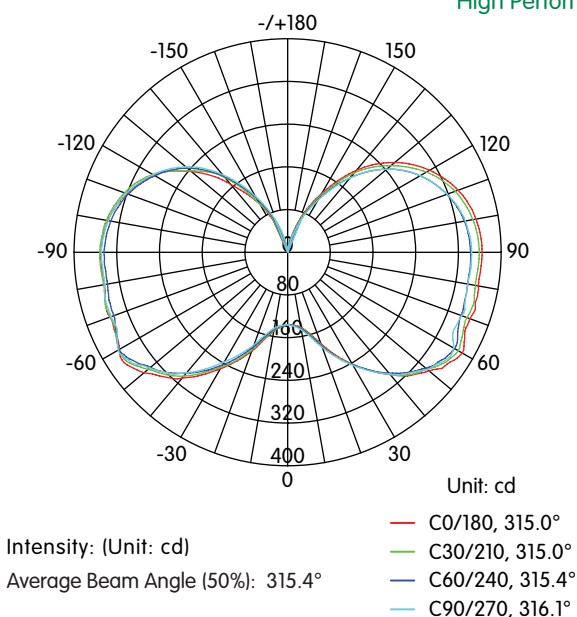
Safe and
Reliable

Model No.	Watts	Delivered Lumens	Maximum Install Height	Input Line Current	Base Type	Dimensions & Weight (each)		
						Diameter	Height	Weight
HL-OC-25W-EX39	25	3630	<16 ft. (5m)	72~208mA	E39/E40 (Mogul)	3.7" (94mm)	7.8" (198mm)	1.5 lb. (680g)

- Minimum Lamp Compartment Dimensions for Enclosed Fixtures: 6" x 6" x 8.5" (152mm x 152mm x 216mm)
- To Prevent early Lamp Failure, Lamp should only be installed in Operating Environments ranging from a Minimum of Minimum of -40°C (-40°F) to a Maximum of +55°C (131°F)
- Efficacy: 142 LpW
- CRI: >80
- Beam Angle: 360°
- Max. THD (%): <15%
- Universal Input Voltage
- Power Factor: >0.9
- Protection: IP64
- Rated Life: 50~60,000 Hrs.
- Warranty: 5 Years
- 120~347V, AC 50/60 Hz.
- 480V Available with External Step-Down Transformer only. Please see HL-DT-30VA-480-240V Spec. Sheet at: <https://hyliteledlighting.com/resources/specification-sheets/>
- CCT: 5000°K~5500°K for greater visibility. Products with 2400°K-6500°K (CCT) are available as "Special Orders" only and with **Longer Lead Times**

High Performance LED Omni-Cob Lamp, 25W

Photometrics



Flux Out: 449 lm		
Height	EAvg/EMax	Diameter
1 m (3.3 ft.)	143.0/168.4 lx (13.3/15.7 fc)	2.0 m (6.6 ft.)
2 m (6.6 ft.)	35.8/42.1 lx (3.3/3.9 fc)	4.0 m (13.1 ft.)
3 m (9.9 ft.)	15.9/18.7 lx (1.5/1.7 fc)	6.0 m (19.7 ft.)
4 m (13.1 ft.)	8.9/10.5 lx (0.8/1.0 fc)	8.0 m (26.3 ft.)
5 m (16.4 ft.)	5.7/6.7 lx (0.5/0.6 fc)	10.0 m (32.8 ft.)
6 m (19.7 ft.)	4.0/4.7 lx (0.37/0.44 fc)	12.0 m (39.4 ft.)
7 m (23.0 ft.)	2.9/3.4 lx (0.27/0.32 fc)	14.0 m (45.9 ft.)
8 m (26.3 ft.)	2.2/2.6 lx (0.2/0.24 fc)	16.0 m (52.5 ft.)
9 m (29.5 ft.)	1.8/2.1 lx (0.17/0.20 fc)	18.0 m (59.0 ft.)
10 m (32.8 ft.)	1.4/1.7 lx (0.13/0.16 fc)	20.0 m (65.6 ft.)

The Diameter indicates the illuminated Area and the Average illumination when the Lamp is installed at Different Heights.

Ideal for high-quality illumination in:

- Area Lighting
- Flood Lighting
- Pendant Lights
- Task Lighting
- Jelly Jar Lights
- Globe Fixtures
- Wall Packs
- Wall Scones
- Parking Lot
- Accent Lighting
- Driveway & Walkway Lighting
- Historic/Vintage Fixtures
- Industrial Beacons
- Explosion-proof Fixtures
- Freezer & Cold Storage Lights
- Down Lights
- Decorative Lighting
- Carriage Lanterns
- Low Bay Lighting
- Stairwells, Corridors Lighting
- Pedestrian Tunnels
- Railroad Station Platforms
- Site Lighting
- Security Lighting

Installation: 25W LED Lamps are designed to Work off 120V to 347V, AC. Ballast (if equipped) must be Bypassed or Removed from the Fixture before installing the Lamp. Eliminating the Ballast saves additional costs related to Maintenance, Energy Consumption and Performance. By-passing Ballast will also ensure that there is no EMI/RF interference. It is **STRONGLY RECOMMENDED** that the Reflector in the Fixture be removed for Optimum Thermal Management and better Heat Dissipation. This will ensure Lumen Maintenance and extend its Working Life.

Failure to follow these Instructions will result in a Damaged Product and will VOID Warranty. It could also result in an Electric Shock, or Fire.

Warning - Risk of Fire or Electric Shock

- Disable all Power to the Lamp before Inspection, Installation, or Removal. Failure to do so will create a Hazardous and Fatal Working Environment.
- Suitable for use in Dry and Damp Locations. Lamp must be installed in accordance with National, State, and/or Local Electrical Codes. Do Not Open – No User Serviceable Parts Inside.
- Operate in Fixtures that provide the Free Flow of Air around the Lamp Heat Sink. In Enclosed Fixtures, ensure the Lamp has enough Space for Heat Dissipation. This will ensure Lumen Maintenance and extend its Working Life. When products are used in Outdoor Fixtures, ensure the space is Waterproof and Well Ventilated.
- Not for use on a Dimmer or Remote Controls. This Lamp must be controlled only by either a Switch or an Electronic Photosensor. Do not use a Mechanical Sensor.
- Not intended for use with Emergency Exit Fixtures or Emergency Exit Lights.
- Caution: When Installing Lamps in Corrosive Environments, HyLite suggests that a High-Temperature, Moisture-Resistant, Silicone Grease or Sealant be used to protect the Metal-threaded Base of the LED Lamp to prevent Water and/or Moisture Incursion that can lead to Premature Degradation of the Lamp Base and eventual Lamp Failure. This is especially recommended for LED Lamp installations near Saltwater Bodies.
- Installing Surge/Lightning Protectors is Highly Recommended and helps to Eliminate Premature Driver Failure caused by Surges and Power Fluctuations.