

High Performance LED Omni-Directional Lamp, 14W


Designed for Easy Installation in New Fixtures or Existing Luminaires, HyLite LED Intigo Omni-Directional Lamps are suitable for a wide variety of applications. They feature excellent optics for Increased Visibility, and Low Power Consumption. With Lamp Life of up to 60,000 hours, they significantly reduce Energy Consumption and Relamping Costs, consequently decreasing Maintenance and Disposal Costs.

The HyLite LED Intigo Lamp enhances Vision for better Optical Acuity, and provides Clean, Crisp Light. Suitable for fully enclosed Fixtures, its Compact Size makes it the ideal replacement for CFL, MV, HID, and HPS Lamps in existing Fixtures.

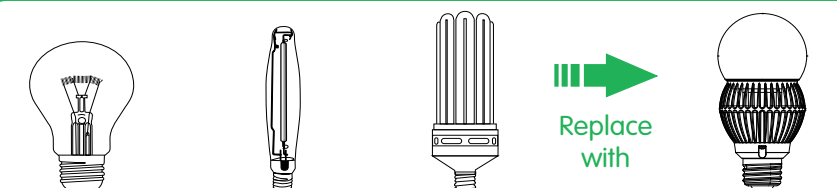
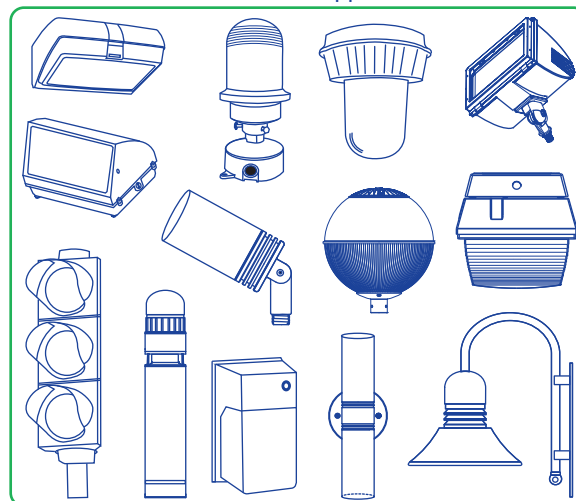
- Extremely Efficient: High Lumen Efficacy: Up to 145 LpW.
- Fully Encapsulated: Shatter-proof, High-Shock & High-Vibration Resistant.
- Optimal Design for Horizontal or Vertical Mount Sockets
- High >84 CRI. Crisp light for greater Visibility and Safety.
- Easy Installation & Retrofitting: Simply Bypass Ballast and Screw-in. Runs on AC Direct Line Voltage. Eliminates Compatibility, Power Loss & Lifetime Issues and Maintenance Costs associated with Ballasts
- Universal Voltage: 100-277V, AC
- Instant Start and Restart: No warm-up time required.
- Heat & Impact Resistant, UV Protected, Non-yellowing, Optical Grade Lens.
- Excellent Thermal Management with Proprietary-Designed Heat Sink.
- Cool Operation: Does not add to Heat Load while producing Brilliant Light.
- Safe and Reliable: Isolated Circuit Design. Integral 5kA/10kV Surge Suppressor.
- No UV Emissions: Does Not attract Insects.
- No Noise, Electro-Magnetic (EMi) or Radio Frequency Interference (RFi).
- Radiation/Emissions-Free: No Harmful IR Levels.
- Ingress Protection: IP65. Complete protection against Contact, Dust Infiltration and Water Splashes.
- Safe: Contain No Hazardous Materials; RoHS Compliant: No Lead, Mercury, Toxic Metals or Arsenic Gases. No Disposal requirements. Facilitates LEED® points.
- Environmentally Friendly: 98% of the HyLite LED Lamp is Recyclable.
- Low Total Cost of Ownership with Shortest Payback Period and High ROI.

Suitable for
Damp Locations Enclosed Fixtures

70W
MH / HPS
Equivalent



Recommended Applications



Incandescent	HPS/HID	CFL	HyLite
125W	70W	45W	14W
89%	80%	69%	Energy Savings (%)*

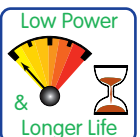
* Does not include Ballast Loss, Maintenance and Replacement Lamp Savings and Disposal Costs which can amount to additional Savings of 30~50%!



270°
Illumination



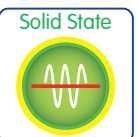
For Enclosed
Luminaires



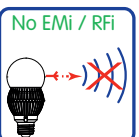
Up to
60,000 Hours



Reduction of
up to 89%



Vibration and
Shock Resistant



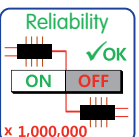
Zero
Interference



Radiation-Free
No Humming



145 LpW
LM-79 Tested



LM-80 Tested
ISTMT Tested

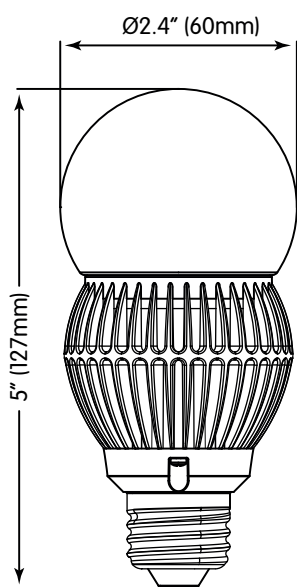


Safe and
Reliable

Model No.	Watts	Delivered Lumens	Maximum Install Height	Input Line Current	Base Type	Dimensions & Weight (each)		
						Diameter	Height	Weight
HL-IOD-14W-E26	14	2,063	<12 ft. (4m)	56~120mA	E26 (Medium)	2.4" (60mm)	5" (127mm)	7 oz. (200g)

- Minimum Lamp Compartment Dimensions for Enclosed Fixtures: 12.8" x 12.8" x 13.25" (325mm x 325mm x 335mm)
- Efficacy: 145 LpW
- CRI: >84
- Beam Angle: 270°
- Max. THD (%): <17%
- Universal Input Voltage
- Power Factor: >0.98
- Protection: IP65
- Rated Life: 50~60,000 Hrs.*
- Warranty: 5 Years
- 100~277V, AC 50/60 Hz.
- Ambient Working Temperature: -22~+140°F (-30~+60°C)
- 3000°K and 5000°K Standard CCT. Products with 2400°-6500°K (CCT) are available as "Special Orders" only and with Longer Lead Times
- Dimming Model in 120V and 347-480V Models are available as "Special Orders" only and with Longer Lead Times

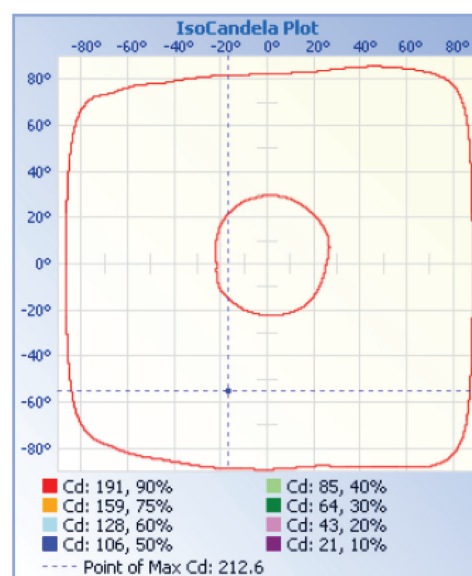
*Depending upon the ambient temperature of the installation location



NO
LEAD, MERCURY,
HEAVY METALS
OR TOXIC GASES



98%
RECYCLABLE



Installation: HyLite LED Lamps are designed to work off 100V to 277V, AC. Ballast (if equipped) **MUST** be bypassed or removed from the fixture before installing the lamp. Eliminating the Ballast saves additional costs related to maintenance, energy consumption and performance. By-passing Ballast will also ensure that there is no EMI/RF interference.

The installer **MUST** ensure and verify that **NO** part of the installed LED Lamp should touch the Fixture Housing or Components.

Failure to follow these instructions will result in a damaged product and will **VOID** Warranty. It could also result in an Electric Shock, or Fire.

Warning - Risk of Fire or Electric Shock

- Disable all Power to the Lamp before Inspection, Installation, or Removal. Failure to do so will create a Hazardous and Fatal Working Environment.
- Suitable for use in Dry, Damp and Wet Locations. Lamp must be installed in accordance with National, State, and/or Local Electrical Codes. Do Not Open – No User Serviceable Parts Inside.
- Operate in Fixtures that provide the Free Flow of Air around the Lamp Heat Sink. In Enclosed Fixtures, ensure the Lamp has enough space for Heat Dissipation. This will ensure Lumen Maintenance and extend its Working Life. When products are used in Outdoor Fixtures, ensure the Space is Waterproof and Well Ventilated.
- Not for use on a Dimmer or Remote Controls. This Lamp must be controlled only by either a Switch or an Electronic Photosensor. Do not use a Mechanical Sensor.
- Not intended for use with Emergency Exit Fixtures or Emergency Exit Lights.
- Caution: When Installing Lamps in Corrosive Environments, HyLite suggests that a High-Temperature, Moisture-Resistant, Silicone Grease or Sealant be used to protect the metal-threaded base of the LED Lamp to prevent Water and/or Moisture Incursion that can lead to Premature Degradation of the Lamp base and eventual Lamp failure. This is especially recommended for LED lamp installations near Saltwater bodies.
- Installing Surge/Lightning Protectors is highly recommended and helps to eliminate premature Driver failure caused by Surges and Power Fluctuations.