



PROGRAMMABLE CONSTANT CURRENT DRIVER

## SPECIFICATION SHEET: T1M1347105P-120L

This Is An Original Product From Fulham Co., Inc



RoHS  
COMPLIANT

IP65

**Description:** WorkHorseLED Driver - 126W - 347VAC - CC Prog 350-1050mA – 1-Channel – 0-10V Dimming - 50-225VDC - Long Case+wires - IP65

### This Driver Will Operate The Following LED Modules:

Any LED module designed to accept constant input current of 350-1050mA and has a forward input voltage range of 50-225VDC. Pre-programed input current at 1050mA.

### ELECTRICAL DATA

Input Voltage	347VAC, 60Hz
Input Current	0.42A Max
Input Power	140W
Power Factor	>0.96
THD	<20%
Efficiency	>91% Typical @ Full Load
Driver Type	Constant Current
Output Current	350-1050mA Programmable; See Label For Set Current; To Program Use R-set (Figure 1) Or TPSB-100 (Programmer); Record New Setting On .375"x.375" Label [SL680 <a href="http://www.sheet-labels.com/labels/SL680">http://www.sheet-labels.com/labels/SL680</a> ]
Output Voltage Range	50-225VDC
Output Power	126W
Number of Output Channels	1
Dimming Controller Type / Dimming Range	0-10VDC / 100%-10% (Figure 2)
RFI/EMI	FCC Part 15A
Output Type	Non Class 2, Non isolated
Ambient Operating Temperature Range	- 40°C to 62°C
Max. Case Temperature	90°C
Sound Rating	A
Input Surge Protection	Line-Neutral 4kV, Line & Neutral-Ground 4kV
Protections	Input Current Protection
	Output Short Circuit Protection
	Output Open Circuit Protection
	Overload Protection
	Over Temperature Protection
Runtime Counting Of Every 10 Degrees	Yes
Service Life	5 Years @ Tc 80°C
Approvals / Class	cURus, Dry or Damp Locations, RoHS, IP65, Type HL/TL

Figure 1

R-SET CURVE

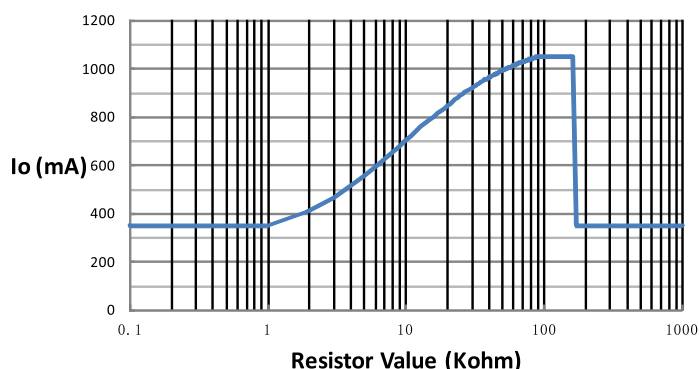
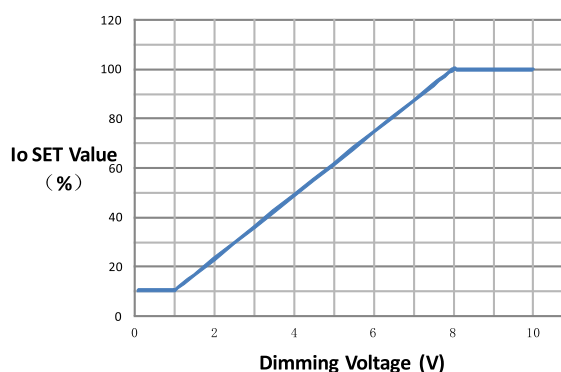


Figure 2

0-10V DIMMING CURVE



Fulham extends a limited warranty only to the original purchaser or to the first user for a period of 5 years @ Tc 80°C from the date of manufacture when properly installed and operated under normal conditions of use. For complete terms and conditions, please reference the Fulham Product Catalog ([www.fulham.com](http://www.fulham.com)). Due to a program of continuous improvement, Fulham reserves the right to make modifications or variations in design or construction to the equipment described. © Fulham Company Limited, All Rights Reserved.

# FULHAM

## WORKHORSELED™

PROGRAMMABLE CONSTANT CURRENT DRIVER

UL US  
E342838

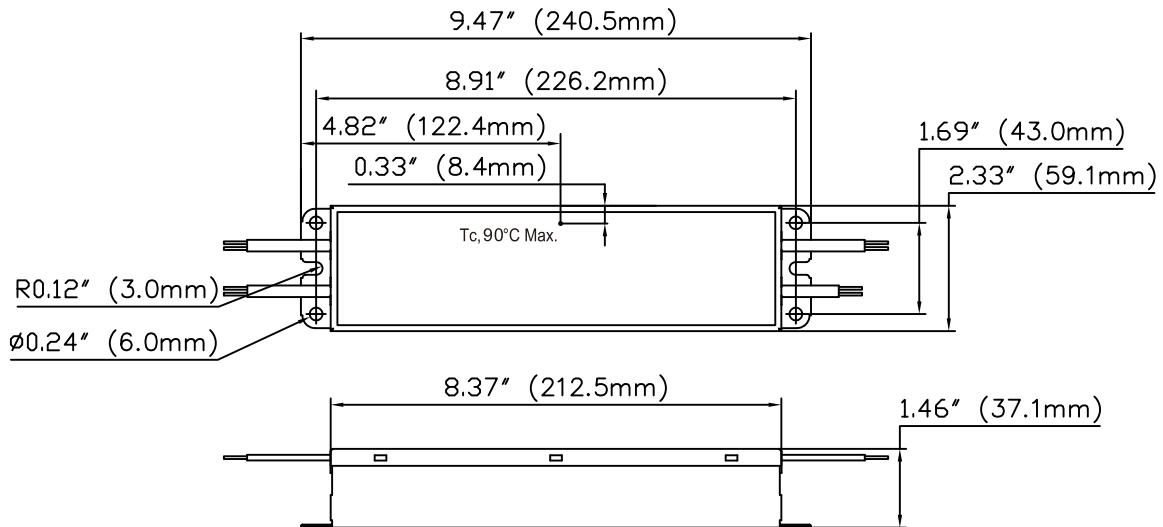
### SPECIFICATION SHEET: T1M1347105P-120L

This Is An Original Product From Fulham Co., Inc

RoHS  
COMPLIANT

IP65

#### MECHANICAL DATA

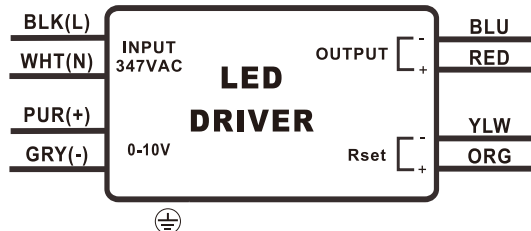


Tolerance=±0.02"

#### WIRING DIAGRAMS

INPUT SIDE	LENGTH
BLACK	330mm [13"]
WHITE	330mm [13"]

Dimming SIDE	LENGTH
PURPLE	330mm [13"]
GRAY	330mm [13"]



OUTPUT SIDE	LENGTH
RED	330mm [13"]
BLUE	330mm [13"]

Programming SIDE	LENGTH
YELLOW	250mm [9.85"]
ORANGE	250mm [9.85"]

NOTE : This Driver Must Be Grounded

#### TBSB-100:

For detail information on using TBSB-100 Driver Programming Box, please consult user's manual of TBSB-100.



Fulham extends a limited warranty only to the original purchaser or to the first user for a period of 5 years @ Tc 80°C from the date of manufacture when properly installed and operated under normal conditions of use. For complete terms and conditions, please reference the Fulham Product Catalog ([www.fulham.com](http://www.fulham.com)). Due to a program of continuous improvement, Fulham reserves the right to make modifications or variations in design or construction to the equipment described. © Fulham Company Limited, All Rights Reserved.