

BULBRITE® LED

LED WRAP LIGHT 2FT and 4FT

SINGLE CCT

2FT (24")

Item # 773500

Ordering Code: LED20WRAP/2FT/930/J/WH/D

4FT (48")

Item # 773502

Ordering Code: LED46WRAP/4FT/930/J/WH/D

5CCT SELECTABLE

2FT (24")

Item # 773501

Ordering Code: LED20WRAP/2FT/5CCT/927-950/J/WH/D

4FT (48")

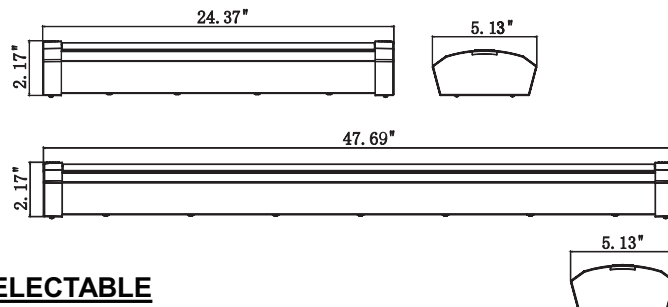
Item # 773503

Ordering Code: LED46WRAP/4FT/5CCT/927-950/J/WH/D

Before installation, confirm all parts are in good condition. If any parts are damaged, do not attempt to install. Contact an American Lighting Association (ALA) Certified Relationship Specialist at Bulbrite for help with installation or questions about your kit at 800-528-5555 or info@bulbrite.com. This fixture is compatible with 0-10V dimmers or a standard on/off switch. Do not connect this fixture to other types of dimmers.

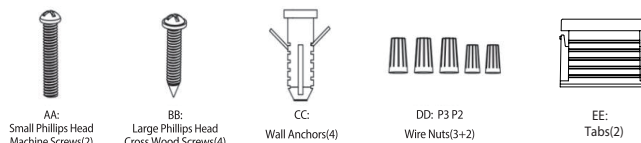
These instructions are provided for your safety. It is important that the instructions are read carefully and completely before assembling. Please save these instructions, as you may need them at a later date.

WARNING: RISK OF FIRE OR ELECTRIC SHOCK. TO AVOID ELECTRICAL SHOCK DO NOT DISASSEMBLE PRODUCT AS THERE ARE NO SERVICEABLE PARTS INSIDE. LED WRAP INSTALLATION REQUIRES KNOWLEDGE OF LUMINAIRES ELECTRICAL SYSTEMS. IF NOT QUALIFIED, DO NOT ATTEMPT INSTALLATION. CONTACT A QUALIFIED ELECTRICIAN. BE SURE THE ELECTRICITY TO THE FIXTURE YOU ARE WORKING ON IS SHUT OFF BEFORE INSTALLING OR SERVICING: EITHER THE FUSE IS REMOVED OR THE CIRCUIT BREAKER IS TURNED OFF. TO PREVENT WIRING DAMAGE OR ABRASION, DO NOT EXPOSE WIRING TO THE EDGE OF SHEET METAL OR OTHER SHARP OBJECTS. DO NOT MAKE OR ALTER ANY OPEN HOLES IN AN ENCLOSURE OF WIRING OF ELECTRICAL COMPONENTS DURING INSTALLATION. THIS LED WRAP MUST BE INSTALLED IN ACCORDANCE WITH THE NATIONAL ELECTRICAL CODE (NEC) AND RELEVANT LOCAL CODE. SUITABLE FOR WET LOCATIONS. THIS DEVICE IS NOT INTENDED FOR USE WITH EMERGENCY EXITS. TO PREVENT EARLY LAMP FAILURE, LAMP SHOULD ONLY BE INSTALLED IN OPERATING ENVIRONMENTS RANGING BETWEEN -20°C and +45°C (-4°F and +113°F). THIS DEVICE COMPLIES WITH PART 15 OF THE FCC RULES. OPERATION IS SUBJECT TO THE FOLLOWING TWO CONDITIONS: (1) THIS DEVICE MAY NOT CAUSE HARMFUL INTERFERENCE, AND (2) THIS DEVICE MUST ACCEPT ANY INTERFERENCE RECEIVED, INCLUDING INTERFERENCE THAT MAY CAUSE UNDESIRED OPERATION.

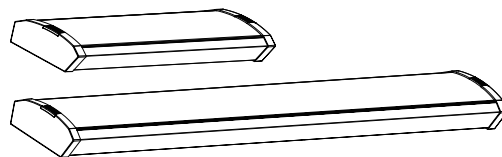


PARTS INCLUDED

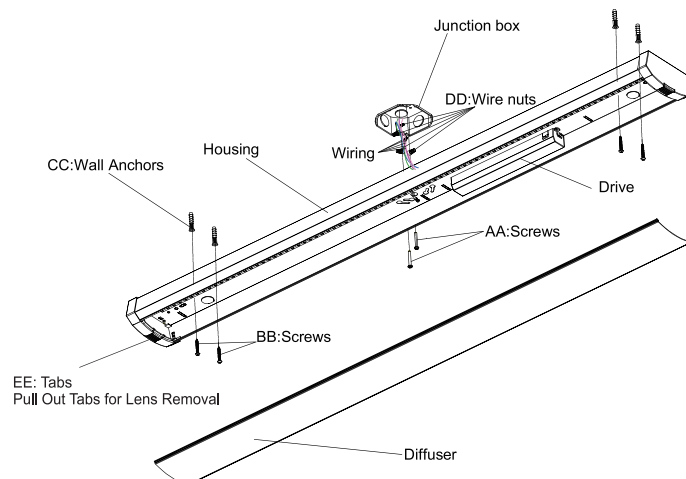
Fig.	Item Description	Qty
AA	Small Phillips Head Machine Screws	2
BB	Large Phillips Head Cross Wood Screws	4
CC	Wall Anchors	4
DD	Wire Nuts (P3 – 3pcs) (P2 – 2pcs)	5
EE	Tabs	2
FF	LED Wrap Light Fixture (either 2FT or 4FT model)	1



FF: LED Wrap Light Fixture (either 2FT or 4FT model)



OVERVIEW OF WRAP



BULBRITE® LED

GENERAL INSTRUCTIONS:

- This fixture operates between 120-277V.
- Can be used in damp locations.
- Suitable for Type IC or NON-IC installations.
- Operation temperature ranging between -20°C to +45°C (-4°F to +113°F). Fixture life may be affected outside these temperatures.

This LED Wrap light mounts to a variety of standard ceiling or wall mounted junction boxes.

- 4" round/octagon
- 3-1/2" round old or new construction

Installer must ensure proper fit and mounting as jbox types vary by site.

STEP 1: Ensure electrical power is removed from the junction box prior to beginning installation.

STEP 2: Remove the lens from the wrap light by removing (1) of the tabs from either end of the fixture by sliding the tab outwards until free, providing space to pull the lens from the fixture. Do not dispose of tab, as it will be replaced after wiring.

STEP 3 (5CCT MODELS ONLY): Choose the desired operating color temperature before installation by moving the switch to the desired color. This item by default is set to 3000K out of the box.

STEP 4: Connect the fixture wires to the line wires within the box using the provided wire nuts (black to black, white to white and green/ground to ground).

STEP 5: Using (AA), align the mounting holes on the back of the fixture with the mounting holes in the junction box. Insert the screws (AA) through the fixture mounting holes and into the junction box. Using phillips screwdriver, fully install and tighten the mounting screws (AA). Insert the screws (BB) through the fixture mounting holes at either end of fixture and screw into ceiling/ceiling joists to secure fixture into place.

STEP 6: Replace the lens on the fixture and replace tab removed in STEP 2 by sliding the tab back into place.

STEP 7: Restore power to the junction box and test fixture operation.

Bulbrite offers 5-year limited warranty on this item (based on an average household use of 3 hours per day according to federal estimation standards issued by the Department of Energy and Federal Trade Commission). If a covered product fails within the specified warranty period, please contact Bulbrite Industries, Inc., 840 Dropoff Dr. Suite A, Summerville, SC 29486 800.528.5555, info@bulbrite.com. Bulbrite reserves the right to examine all failed lamps, components and/or ballasts and reserves the right to be the sole judge as to whether any lamps and/or Bulbrite lighting products are defective and covered under our warranty. Products are credited, repaired or replaced at Bulbrite's option and associated labor costs may not be covered. These warranties do not apply in the event of conditions demonstrating abnormal use or stress, improper storage, improper installation or extended daily use that is beyond reasonable operating hours for the intended application. Warranties are void if the product is not used for the intention which it was manufactured.

LIMITATION OF LIABILITY THE FOREGOING WARRANTY CONSTITUTES BULBRITE'S EXCLUSIVE LIABILITY AND THE EXCLUSIVE REMEDY TO A CUSTOMER FOR ANY BREACH OF OR ANY OTHER NONCONFORMITY OF THE PRODUCTS COVERED BY THIS WARRANTY. THIS WARRANTY IS EXCLUSIVE AND IN LIEU OF ALL OTHER WARRANTIES. BULBRITE MAKES NO WARRANTY, EXPRESSED OR IMPLIED OR STATUTORY, INCLUDING, WITHOUT LIMITATION, ANY WARRANTY OF MERCHANTABILITY OR FITNESS FOR A PARTICULAR PURPOSE. NO REPRESENTATIVE, EMPLOYEE, DISTRIBUTOR OR DEALER OF BULBRITE HAS THE AUTHORITY TO MAKE OR IMPLY ANY WARRANTY, REPRESENTATION, PROMISE OR AGREEMENT, WHICH IN ANY WAY VARIES THE TERMS OF THE WARRANTY SET FORTH ABOVE. THE BULBRITE PRODUCTS SOLD TO CUSTOMERS ARE INTENDED TO BE USED ONLY IN THE APPLICATION(S) SPECIFIED BY BULBRITE. ANY OTHER USE RENDERS THE WARRANTY EXPRESSED HEREIN, AND ALL IMPLIED WARRANTIES NULL AND VOID AND SAME ARE HEREBY EXCLUDED. UNDER NO CIRCUMSTANCES SHALL BULBRITE BE LIABLE TO CUSTOMER OR ANY THIRD PARTY FOR CONSEQUENTIAL, INCIDENTAL, INDIRECT, EXEMPLARY, SPECIAL OR OTHER DAMAGES WHETHER IN AN ACTION BASED ON CONTRACT, TORT (INCLUDING NEGLIGENCE) OR ANY OTHER LEGAL THEORY, ARISING OUT OF OR RELATED TO THE PRODUCTS SOLD TO CUSTOMER, INCLUDING BUT NOT LIMITED TO LOST PROFITS OR LOSS OF BUSINESS, EVEN IF BULBRITE IS APPRISED OF THE LIKELIHOOD OF SUCH DAMAGES OCCURRING.