

# PHILIPS

## Recessed

### EvoKit Click LED Retrofit Kit 1x4



Project: \_\_\_\_\_  
 Location: \_\_\_\_\_  
 Cat.No: \_\_\_\_\_  
 Type: \_\_\_\_\_  
 Lamps: \_\_\_\_\_ Qty: \_\_\_\_\_  
 Notes: \_\_\_\_\_

**Philips EvoKit click LED retrofit kit** is an aesthetically pleasing and energy efficient LED retrofit kit designed to deliver a refreshed sleek and modern look with minimal material waste. Not only does it offer energy savings<sup>1</sup>, it also helps reduce maintenance and installation costs due to its modular design, bulk packaging, and long LED lifetime. Additional information can be found at [www.philips.com/evokit](http://www.philips.com/evokit).

Products can be found on the DLC QPL by searching the 6 digit product number. Additional information can be found at [www.philips.com/evokit](http://www.philips.com/evokit).

#### EvoKit Click 1x4 with 0-10V Dimming ordering guide

Product Number	Description	Watts <sup>3</sup>	Volts	Lumen Maint. (Hrs.) <sup>2</sup>	Approx. Lumens <sup>3</sup>	Color Temp. (K)	Efficacy	Dim	Pkg	DLC Code
<b>CLKE (Energy Efficient)</b>										
523605	EvoKit CLKE 1x4 32L 24W 840 UNV 0-10 P4	24W	120-277	70,000	3200	4000	137	0-10	4 Pack	PLED09EY
521260	EvoKit CLKE 1x4 23L 16W 835 UNV 0-10 P1	16W	120-277	70,000	2300	3500	142	0-10	Single Pack	PD9TLK7C
521278	EvoKit CLKE 1x4 23L 16W 840 UNV 0-10 P1	16W	120-277	70,000	2300	4000	144	0-10	Single Pack	P088231I
521286	EvoKit CLKE 1x4 32L 24W 835 UNV 0-10 P1	24W	120-277	70,000	3200	3500	135	0-10	Single Pack	POBYGPA0
520239	EvoKit CLKE 1x4 32L 24W 840 UNV 0-10 P1	24W	120-277	70,000	3200	4000	137	0-10	Single Pack	PULZ4OCY
525287	EvoKit CLKE 1x4 32L 24W 830 UNV 0-10 P1	24W	120-277	70,000	3200	3000	130	0-10	Single Pack	PPTP5DX5

See footnotes on the last page.

#### Buy American Act Compliant\*\* Evokit click 1x4 with 0-10V Dimming ordering guide

Product Number	Description	Watts <sup>3</sup>	Volts	Lumen Maint. (Hrs.) <sup>2</sup>	Approx. Lumens <sup>3</sup>	Color Temp. (K)	Efficacy	Dim	Pkg	DLC Code
<b>CLKE (Energy Efficient)</b>										
*	EvoKit CLKE 1x4 32L 24W 840 0-10 P4 BAC	24W	120-277	70,000	3200	4000	137	0-10	4 pack	*
	EvoKit CLKE 1x4 23L 16W 835 0-10 P1 BAC	16W	120-277	70,000	2300	3500	142	0-10	Single pack	
	EvoKit CLKE 1x4 23L 16W 840 0-10 P1 BAC	16W	120-277	70,000	2300	4000	144	0-10	Single pack	
	EvoKit CLKE 1x4 32L 24W 835 0-10 P1 BAC	24W	120-277	70,000	3200	3500	135	0-10	Single pack	
	EvoKit CLKE 1x4 32L 24W 840 0-10 P1 BAC	24W	120-277	70,000	3200	4000	137	0-10	Single pack	
	EvoKit CLKE 1x4 32L 24W 830 0-10 P1 BAC	24W	120-277	70,000	3200	3000	130	0-10	Single pack	

\* for Product No. and Model No. please contact Philips Account Manager

\*\* Failure to properly select the "BAC" suffix could result in you receiving product that is not BAA compliant product with no recourse for an RMA or refund. This BAC designation hereunder does not address (i) the applicability of, or availability of a waiver under, the Trade Agreements Act, or (ii) the "Buy America" domestic content requirements imposed on states, localities, and other non-federal entities as a condition of receiving.

Not all product variations listed on this page are DLC qualified. To ensure that a specific model is qualified, visit [www.designlights.org/search](http://www.designlights.org/search)



# EvoKit Click LED retrofit kit 1x4

## Evokit click 1x4 with Selectable Power and Color ordering guide


Product Number	Description	Watts <sup>3</sup>	Approx. Lumens <sup>3</sup>	Color Temp. (K)	Efficacy	Volts	Lumen Maint. (Hrs.) <sup>2</sup>	Dim	Pkg	DLC
<b>CLKES (Energy Efficient and Selectable Power and Color)</b>										
◆ 269696	EvoKit CLKES 1x4 UNV 0-10 P4	17W	2600	3500	153	120-277	70,000	0-10	4 pack	S-0B7W6H
			2700	4000	159					
			2650	5000	156					
		22W	3200	3500	145					
			3300	4000	150					
			3250	5000	148					
		25W	3600	3500	144					
			3700	4000	148					
			3650	5000	146					
◆ 269738	EvoKit CLKES 1x4 UNV 0-10 P1	17W	2600	3500	153	120-277	70,000	0-10	Single pack	S-P5KEAG
			2700	4000	159					
			2650	5000	156					
		22W	3200	3500	145					
			3300	4000	150					
			3250	5000	148					
		25W	3600	3500	144					
			3700	4000	148					
			3650	5000	146					

See footnotes on the last page.

◆ Made to stock product (Contact your Philips sales representative for stock availability and lead time).

## Evokit click 1x4 with Selectable Power and Color

The Evokit click with Selectable Power and Color is field adjustable using 2 switches with 3 options each both for power and color temperature.



# EvoKit Click LED retrofit kit 1x4

## Evokit Click 1x4 with Interact Pro scalable SWZCS ordering guide

Product Number	Description	Watts <sup>3</sup>	Volts	Lumen Maint. (Hrs.) <sup>2</sup>	Approx. Lumens <sup>3</sup>	Color Temp. (K)	Efficacy	Dim	Pkg	DLC Code
<b>CLKE SWZCS (Energy Efficient Interact Pro scalable)</b>										
◆ 114124	EvoKit CLKE 1x4 32L 24W 840 UNV SWZCS P1	24W	120-277	70,000	3200	4000	149	SWZCS	4 Pack	P95MEW4K
114116	EvoKit CLKE 1x4 32L 24W 835 UNV SWZCS P1	24W	120-277	70,000	3200	3500	142	SWZCS	Single Pack	P3CVAK1G
◆ 267666	EvoKit CLKE 1x4 32L 24W 840 UNV SWZCS P4	24W	120-277	70,000	3200	4000	149	SWZCS	4 Pack	PW00K1ZF
116004	EvoKit CLKE 1x4 32L 24W 850 UNV SWZCS P4	24W	120-277	70,000	3200	5000	149	SWZCS	4 Pack	S-HIDKPE

See footnotes on the last page.

◆ Made to stock product (Contact your Philips sales representative for stock availability and lead time).

## Buy American Act Compliant\*\* Evokit click 1x4 with Interact Pro Scalable SWZCS ordering guide

Product Number	Description	Watts <sup>3</sup>	Volts	Lumen Maint. (Hrs.) <sup>2</sup>	Approx. Lumens <sup>3</sup>	Color Temp. (K)	Efficacy	Dim	Pkg	DLC Code
<b>CLKE (Energy Efficient)</b>										
*	EvoKit CLKE 1x4 32L 24W 840 SWZCS P4 BAC	24W	120-277	70,000	3200	4000	149	SWZCS	4 pack	*
	EvoKit CLKE 1x4 32L 24W 835 SWZCS P1 BAC	24W	120-277	70,000	2300	3500	142	SWZCS	Single pack	
	EvoKit CLKE 1x4 32L 24W 840 SWZCS P4 BAC	24W	120-277	70,000	3200	4000	149	SWZCS	4 Pack	

\* for Product No. and Model No. please contact Philips Account Manager

\*\* Failure to properly select the "BAC" suffix could result in you receiving product that is not BAA compliant product with no recourse for an RMA or refund. This BAC designation hereunder does not address (i) the applicability of, or availability of a waiver under, the Trade Agreements Act, or (ii) the "Buy America" domestic content requirements imposed on states, localities, and other non-federal entities as a condition of receiving.

## Interact Pro scalable sensor for Foundation, Advanced & Enterprise tiers (SWZCS and an evolution of SpaceWise)

- SWZCS is a connected sensor with integral occupancy and daylight sensing and supports wireless mesh connectivity.
- The sensor works in the Foundation mode (similar to SpaceWise) when configured without a gateway or in an Interact Pro Advanced or Enterprise mode if a compatible gateway is used.
- Interact Pro includes an App, a portal and a broad portfolio of wireless luminaires, lamps and retrofit kits all working on the same system.
- Startup is implemented via Interact Pro App (Android or iPhone) & Bluetooth connectivity. The App provides flexibility to choose between a gateway or non gateway mode for setup.
- Setup with the gateway requires wired internet access to the gateway. It is possible to add a gateway at a later point.
- Prepare project configuration steps remotely and use IRT9015 remote onsite to identify and group devices together.
- Compatible with:
  - UID8465/10 wireless dimmer switch
  - SWS200 wireless scene switch
  - IRT9015 – handheld remote for grouping and configuration(at least one remote required for any SWZCS installation)
- For more information on Interact Pro visit: [www.interact-lighting.com/interact-proscalablesystem](http://www.interact-lighting.com/interact-proscalablesystem)
- For more information on Interact Ready visit: [www.philips.com/interact-ready](http://www.philips.com/interact-ready)

# EvoKit Click LED retrofit kit 1x4

## EvoKit Click 1x4 Tunable White TW with Interact Pro scalable SWZCS ordering guide

Product Number	Description	Approx. Lumens <sup>3</sup>	Color Temp. (K)	Watts <sup>3</sup>	Efficacy	Volts	Lumen Maint. (Hrs.) <sup>2</sup>	Dim	Pkg	DLC Code
CLKE TW SWZCS (Tunable White Energy Efficient Interact Pro scalable)										
◆ 114678	EvoKit CLKE 1x4 32L TW UNV SWZCS P4	3200	6500	22W	145	120-277	70,000	SWZCS	4 Pack	S-29X4JY
			4000*	23W	139					
			2700	24W	133					

See footnotes on the last page.

\*) Default color temperature.

◆ Made to stock product (Contact your Philips sales representative for stock availability and lead time).

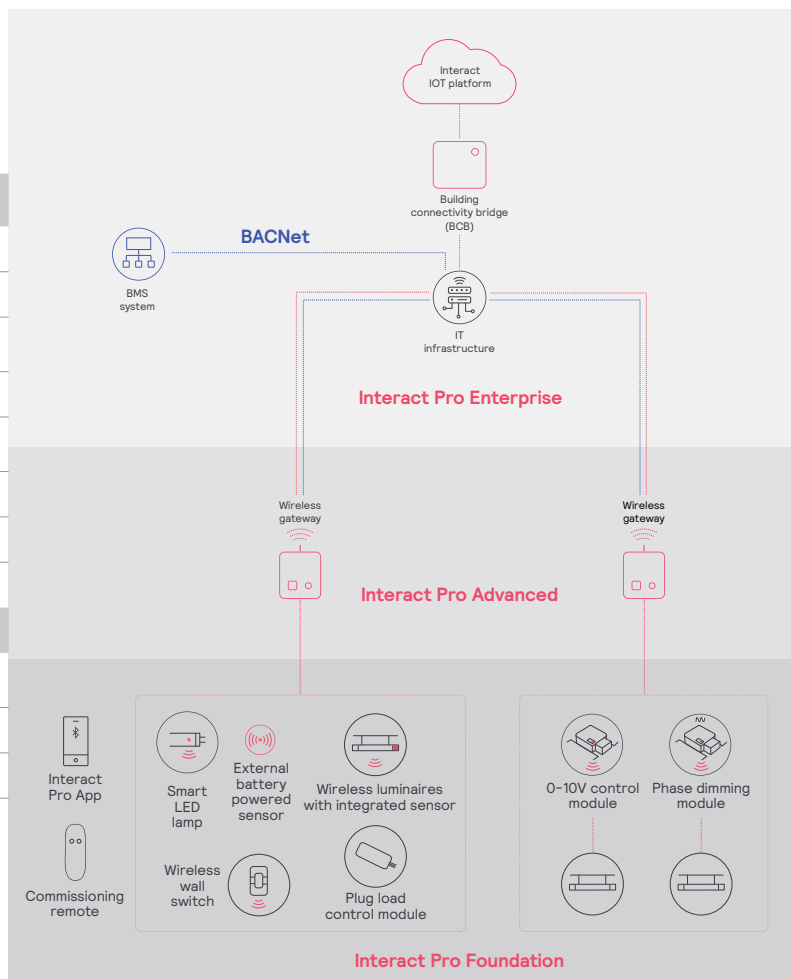
# EvoKit Click LED retrofit kit 1x4

Interact Pro scalable system			
	Foundation	Advanced	Enterprise
Dimming, grouping, and zoning	✓	✓	✓
Bluetooth and ZigBee enabled	✓	✓	✓
Motion sensing and daylight harvesting	✓	✓	✓
Integration with 0-10V and phase dimming fixtures	✓	✓	✓
Code compliance	✓	✓	✓
Granular dimming and dwell time	✓	✓	✓
Energy reporting and monitoring		✓	✓
Scheduling		✓	✓
Demand response		✓	✓
BMS integration (BACnet)			✓
Floor plan visualization			✓
IoT sensors for wellness			✓
IoT Apps for productivity			✓

## Currently supported maximum system size

To be able to design the lighting system correctly for the customer, it is important to know the prime characteristics of the system, its possibilities and limitations.

System level	
Total number of gateways	Unlimited
Total number of devices	200 per network
• luminaires with integrated sensors	150
• smart TLEDs	150
Total number of ZGP devices (sensors and switches)	50
• sensors	30
• switches	50
• zones and groups	64
Group level	
Recommended number of lights	40 (recommended 25)
Number of ZGP devices	5
Number of scenes	16



# EvoKit Click LED retrofit kit 1x4

## EvoKit Click 1x4 with Spacewise SWZDT ordering guide

Product Number	Description	Watts <sup>3</sup>	Volts	Lumen Maint. (Hrs.) <sup>2</sup>	Approx. Lumens <sup>3</sup>	Color Temp. (K)	Efficacy	Dim	Pkg	DLC Code
CLKE SWZDT (Energy Efficient SpaceWise DT)										
523431	EvoKit CLKE 1x4 32L 24W 835 UNV SWZ P1	24W	120-277V	70,000	3200	3500	142	SWZDT	Single Pack	PUDWOZOT
523449	EvoKit CLKE 1x4 32L 24W 840 UNV SWZ P1	24W	120-277V	70,000	3200	4000	149	SWZDT	Single Pack	PF9UBVOK

See footnotes on the last page.

## Buy American Act\*\* Compliant Evokit click 1x4 with Spacewise SWZDT ordering guide

Product Number	Description	Watts <sup>3</sup>	Volts	Lumen Maint. (Hrs.) <sup>2</sup>	Approx. Lumens <sup>3</sup>	Color Temp. (K)	Efficacy	Dim	Pkg	DLC Code
CLKE (Energy Efficient SWZDT)										
*	EvoKit CLKE 1x4 32L 24W 835 SWZDT P1 BAC	24W	120-277	70,000	3200	3500	142	SWZCS	Single pack	*
	EvoKit CLKE 1x4 32L 24W 840 SWZDT P1 BAC	24W	120-277	70,000	3200	4000	149	SWZCS	Single pack	

\* for Product No. and Model No. please contact Philips Account Manager

\*\* Failure to properly select the "BAC" suffix could result in you receiving product that is not BAA compliant product with no recourse for an RMA or refund. This BAC designation hereunder does not address (i) the applicability of, or availability of a waiver under, the Trade Agreements Act, or (ii) the "Buy America" domestic content requirements imposed on states, localities, and other non-federal entities as a condition of receiving.

## SpaceWise SWZDT

- Standalone daylight and occupancy sensing with advanced grouping, wireless mesh networking and dwell time.
- Commissioning via compatible Android phone and Philips Field App
- Dimming via compatible Zigbee wireless wall switch only (see link below for details)
- Register for the commissioning app at <http://registration.componentcloud.philips.com/appregistration/>
- Integral sensing options may not be combined
- For more information including recommended switches, refer to the following: –  
**SWZDT** – [www.usa.lighting.philips.com/systems/lighting-systems/spacewise](http://www.usa.lighting.philips.com/systems/lighting-systems/spacewise)

# EvoKit Click LED retrofit kit 1x4

## EvoKit Click 1x4 Sensor Ready ordering guide

Product Number	Description	Watts <sup>3</sup>	Volts	Lumen Maint. (Hrs.) <sup>2</sup>	Approx. Lumens <sup>3</sup>	Color Temp. (K)	Efficacy	Dim	Pkg	DLC Code
<b>CLKE SR (Energy Efficient Sensor Ready)</b>										
523613	EvoKit CLKE 1x4 32L 25W 840 UNV SR P4	25W	120-277	70,000	3200	4000	149	SR	4 Pack	P4YLNYS
521294	EvoKit CLKE 1x4 32L 25W 835 UNV SR P1	25W	120-277	70,000	3200	3500	142	SR	Single Pack	P5DLLIVX
521328	EvoKit CLKE 1x4 32L 25W 840 UNV SR P1	25W	120-277	70,000	3200	4000	149	SR	Single Pack	PXX1QGV3

See footnotes on the last page.

## Buy American Act Compliant\*\* Evokit click 1x4 Sensor Ready ordering guide


Product Number	Description	Watts <sup>3</sup>	Volts	Lumen Maint. (Hrs.) <sup>2</sup>	Approx. Lumens <sup>3</sup>	Color Temp. (K)	Efficacy	Dim	Pkg	DLC Code
<b>CLKE (Energy Efficient)</b>										
*	EvoKit CLKE 1x4 32L 25W 840 SR P4 BAC	25W	120-277	70,000	3200	4000	149	SR	4 pack	*
	EvoKit CLKE 1x4 32L 25W 835 SR P4 BAC	25W	120-277	70,000	3200	3500	142	SR	Single pack	
	EvoKit CLKE 1x4 32L 25W 840 SR P4 BAC	25W	120-277	70,000	3200	4000	149	SR	Single pack	

\* for Product No. and Model No. please contact Philips Account Manager

\*\* Failure to properly select the "BAC" suffix could result in you receiving product that is not BAA compliant product with no recourse for an RMA or refund. This BAC designation hereunder does not address (i) the applicability of, or availability of a waiver under, the Trade Agreements Act, or (ii) the "Buy America" domestic content requirements imposed on states, localities, and other non-federal entities as a condition of receiving.

## EvoKit Sensor Ready (SR) with Philips Advance Xitanium SR for connected lighting solutions

EvoKit SR is a new platform that allows users to choose different control platforms to suit their needs and budget; from simple occupancy and daylight sensing to cloud-connected data-reporting sensing. This empowers users to fine-tune their energy use for reduced energy costs. Various Interact, Philips SpaceWise, and EasySense controls are available. Please refer to Philips.com/Evokit for details. Contact your Philips representative for a current list of additional approved sensors. Sensors are connected in the field with just a few simple steps:



Step 1: EvoKit click SR is shipped with a plate covering the sensor hole. There are two wires secured to the back of the plate. The plate can be removed before or after you install the EvoKit click SR in the ceiling.



Step 2: Remove the two wires that were secured to the back of the plate and insert them in an approved sensor for use with EvoKit. They are not polarity sensitive.



Step 3: An adapter bracket is shipped with every EvoKit click SR. Install this adapter ring to the sensor and make sure it is securely fit. Then place the sensor and adapter bracket into the EvoKit SR endcap.

## EvoKit bulk pack

EvoKit click is designed to reduce the hidden environmental costs of lighting retrofits. With newly designed multi-unit packaging for EvoKit click, cardboard waste from the 2x4 and 2x2 troffer kits has been reduced by 66% and 77% respectively compared to its predecessor, EvoKit Gen4.

Previously, only 24 kits were able to fit on a single pallet, but, with the new multi-unit packaging, 60 2x4 kits fit on one pallet. This allows for 3,840 units to be fully loaded onto a 53' truck compared to 1,536 units of the previous generation. This results in 2.5x better transportation utilization and storage capacity with the EvoKit click.



Commercial Product Name	Order Code
EasySense EVO200	516575
Philips single rocker self powered wireless switch	UID8451/10

\* EVO200 comes pre-installed in the Gen4 bracket. To install in EvoKit click, this bracket will need removed in the field. Please see [www.philips.com/evokit](http://www.philips.com/evokit) for instructions on removing bracket.

# EvoKit Click LED retrofit kit 1x4

## EvoKit Click with 0-10V Dimming and MultiOne Mobile ordering guide

Product Number	Description	Watts <sup>3</sup>	Volts	Lumen Maint. (Hrs.) <sup>2</sup>	Approx. Lumens <sup>3</sup>	Color Temp. (K)	Efficacy	Dim	Pkg	DLC Code
<b>CLKE M (Energy Efficient with MultiOne Mobile)</b>										
115535	EvoKit CLKE 1x4 32L 24W 840 0-10 M P4	24W	120-277	70,000	3200	4000	145	0-10	4 Pack	S-YVP6GO
115543	EvoKit CLKE 1x4 32L 24W 835 0-10 M P4	24W	120-277	70,000	3200	3500	143	0-10	4 Pack	S-OJ11C5

## EvoKit Click with 0-10V Dimming, MultiOne Mobile and Daylight/Occupancy sensor ordering guide

Product Number	Description	Watts <sup>3</sup>	Volts	Lumen Maint. (Hrs.) <sup>2</sup>	Approx. Lumens <sup>3</sup>	Color Temp. (K)	Efficacy	Dim	Pkg	DLC Code
<b>CLKE M DO (Energy Efficient with MultiOne Mobile and Daylight/Occupancy sensor)</b>										
115592	EvoKit CLKE 1x4 32L 24W 840 0-10 M DO P4	24W	120-277	70,000	3200	4000	144	0-10	4 Pack	S-PXVJB0
115600	EvoKit CLKE 1x4 32L 24W 835 0-10 M DO P4	24W	120-277	70,000	3200	3500	142	0-10	4 Pack	S-IHWA40

# EvoKit Click LED retrofit kit 1x4


## Air Return accessories data

The air return accessories of EvoKit click are suitable for retrofitting listed air return troffers.

### 1x4 air return data

Return Air Volume, SCFM.	105	119	128	162	259	272
Negative Static Pressure, in. H <sub>2</sub> O	0.05	0.08	0.10	0.20	0.45	0.55
Noise Criteria (NC)*	<15	32	32	36	38	40

Note: 50 total air slots, each 30mm x 6mm.



## EvoKit click air return accessories ordering guide

Product Number	Description	Packaging
<b>EvoKit click air return accessories</b>		
115774	EvoKit Click 1x4 Air Return Accessory P8	Serves 8 EvoKit Click retrofit kits (includes 16 parts)

### 1x4 air return accessories (each 2 parts serve 1 kit)



# EvoKit Click LED retrofit kit 1x4

## Application

- A highly efficient, visually comfortable, architecturally styled LED retrofit kit designed to replace recessed linear fluorescent troffers.
- Unique modular design offers refreshing new look in the ceiling when compared to traditional fluorescent luminaires.
- Single light bar combined with slanted troffer helps reflect light to reduce glare and provide uniform light distribution making it ideal for applications such as offices, schools, healthcare and retail.
- Excellent color rendering with a CRI above 80.
- Extremely high efficacies up to 160 lumens per watt.
- LEDs are an excellent source for use with controls since dimming or frequent switching does not degrade the performance or life of the source.
- Designed for use with standard grid (NEMA "G") or Narrow Grid (NEMA "NFG") ceiling T-Grids.
- High efficiency source and luminaire design help significantly reduce energy consumption and more easily comply with known energy codes.
- Helps meet regulation requirements such as ASHRAE 90.1 and Title 24 when matched with suitable controls.
- EvoKit click is designed for use in most recessed troffers. Some existing fixtures may have features which interfere. Please refer to schematics below.

## Enclosure Construction/Finish

- Simple design allows for quick installation in existing luminaire without the need to break the ceiling plenum.
- Constructed using galvanized steel which helps fight rust and makes for more durable product.
- Integrated securement tabs for securement to existing troffer housing.
- Minimum depth of only 3" necessary to allow proper clearance and installation of the EvoKit.
- Retrofit kit is powder coated after fabrication with high quality, durable finish to ensure no unfinished edges and avoid future potential of corrosion.
- Components fit together easily without the need for tools during installation. In addition the light module can be removed from below the ceiling for convenient maintenance and upgrades

## Electrical

- Multiple driver options available
  - Philips Advance CertaDrive drivers with 0-10V dimming allow for maximum fixture efficiency and provide 10% dimming.
  - Philips Advance Xitanium SR drivers allow for connectivity options to multiple platforms.
- 5-year limited warranty includes all components of the retrofit kit, including driver, LED board and nonelectrical components.\*\*
- Listed with UL and Design Lights Consortium<sup>†</sup> to ensure quality performance and safety standards are met.
- High efficiency LEDs have a minimum 70,000 hour rated life ( $L_{70}$ ).

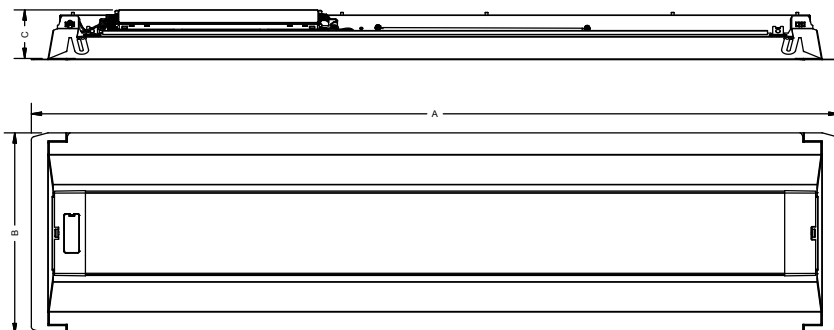
## Accessories

- Suitable for use with Philips 503441 emergency backup or with Philips ER100 UL924 emergency relay.
- Earthquake cables available for additional securement to the existing troffer for areas where required.
- EvoKit accessory replacement kit comes with quarter turns (51 pieces), quick disconnects (12 pieces), spare sensor brackets (12 pieces) and troffer retrofit labels (12 pieces).

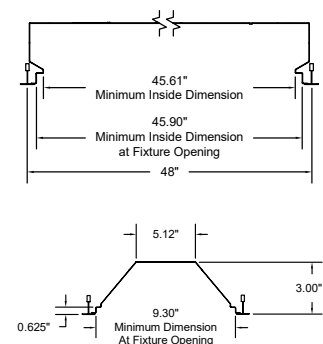
Prod. No.	Description
502435	Earthquake cable 317mm
503441	EvoKit field installed emergency battery backup
522094	EvoKit accessory replacement kit
ER100/00	EvoKit field installed ER100 UL924 emergency relay (requires the use of the ER100 field installation kit of wires and screws)
266833	EvoKit ER100 field install kit (comes in pack of 20). One pack needed per emergency relay

## Dimensions 1x4

EvoKit click was designed to fit into most parabolic and lensed-recessed troffers with minimum dimensional requirements shown below. Philips recommends a sample installation prior to ordering project quantities to ensure compatibility. Philips EvoKit click retrofit kits are not compatible with air handling fixtures.




A Face Plate Length	B Face Plate Width	C Height
47.83"	11.89"	2.99"




\*\*Please Note: When installing emergency lighting, a greater minimum depth may be required.

# EvoKit Click LED retrofit kit 1x4


## EvoKit CLKE 1x4 23L 16W 835 UNV 0-10 P1, 2,311 delivered lumens

Catalog No.	521260	<b>Candlepower</b>				<b>Coefficients of Utilization</b>									
Test No.	104995857CHI-001	<b>Angle</b>	<b>End</b>	<b>45</b>	<b>Cross</b>	<b>Back-45</b>	<b>EFFECTIVE FLOOR CAVITY REFLECTANCE 20 PER (pfc=0.20)</b>								
S/MH	1.2						80			70			50		
Lamp Type	LED						pcc	70	50	30	70	50	30	50	30
Lumens/Watt	142						pw								
Input Watts	16						RCR								
							0	119	119	119	116	116	116	111	111
							1	109	105	101	107	102	99	98	95
							2	100	92	85	97	90	84	86	81
							3	91	81	73	89	80	72	77	70
							4	84	72	64	82	71	63	68	61
							5	77	65	56	75	64	55	61	54
							6	71	58	50	70	57	49	56	48
							7	66	53	45	65	52	44	51	43
							8	62	49	40	60	48	40	47	39
							9	58	45	37	56	44	36	43	36
							10	54	41	33	53	41	33	40	33
<p>The photometric results were obtained in the Design Lights Consortium Test Lab which is NVLAP accredited by the National Institute of Standards and Technology</p> <p>Photometric values based on tests performed in compliance with LM-79</p>							<b>Light Distribution</b>			<b>Average Luminance</b>					
							<b>Degrees</b>	<b>Lumens</b>	<b>% Luminaire</b>	<b>Angle</b>	<b>End</b>	<b>45°</b>	<b>Cross</b>		
							0-30	694	30.2	45	2069	2061	2072		
							0-40	1117	48.5	55	1809	1873	1849		
							0-60	1885	81.9	65	1512	1673	1606		
							0-90	2303	100	75	1191	1501	1198		
										85	736	917	611		

## EvoKit CLKE 1x4 32L 24W 835 UNV 0-10 P1, 3,214 delivered lumens

Catalog No.	521286	<b>Candlepower</b>				<b>Coefficients of Utilization</b>									
Test No.	21286	<b>Angle</b>	<b>End</b>	<b>45</b>	<b>Cross</b>	<b>Back-45</b>	<b>EFFECTIVE FLOOR CAVITY REFLECTANCE 20 PER (pfc=0.20)</b>								
S/MH	1.4						80			70			50		
Lamp Type	LED						pcc	70	50	30	70	50	30	50	30
Lumens/Watt	135						pw								
Input Watts	24						RCR								
							0	119	119	119	116	116	116	111	111
							1	109	105	101	107	103	99	98	95
							2	100	92	85	97	90	84	87	81
							3	91	81	73	89	80	72	77	70
							4	84	72	64	82	71	63	68	61
							5	77	65	56	75	64	55	62	54
							6	71	58	50	70	58	49	56	48
							7	66	53	45	65	52	44	51	43
							8	62	49	40	60	48	40	47	39
							9	58	45	37	56	44	36	43	36
							10	54	41	34	53	41	33	40	33
<p>The photometric results were obtained in the Design Lights Consortium Test Lab which is NVLAP accredited by the National Institute of Standards and Technology</p> <p>Photometric values based on tests performed in compliance with LM-79</p>							<b>Light Distribution</b>			<b>Average Luminance</b>					
							<b>Degrees</b>	<b>Lumens</b>	<b>% Luminaire</b>	<b>Angle</b>	<b>End</b>	<b>45°</b>	<b>Cross</b>		
							0-30	972	30.2	45	2877	2874	2876		
							0-40	1563	48.6	55	2522	2623	2591		
							0-60	2635	82	65	2111	2339	2256		
							0-90	3214	100	75	1666	2057	1646		
										85	981	1160	722		

## EvoKit CLKE 1x4 32L 25W 835 UNV SR P1, 3,291 delivered lumens

Catalog No.	521294	<b>Candlepower</b>				<b>Coefficients of Utilization</b>									
Test No.	21294	<b>Angle</b>	<b>End</b>	<b>45</b>	<b>Cross</b>	<b>Back-45</b>	<b>EFFECTIVE FLOOR CAVITY REFLECTANCE 20 PER (pfc=0.20)</b>								
S/MH	1.4						80			70			50		
Lamp Type	LED						pcc	70	50	30	70	50	30	50	30
Lumens/Watt	142						pw								
Input Watts	26						RCR								
							0	119	119	119	116	116	116	111	111
							1	109	105	101	107	102	99	98	95
							2	100	92	85	97	90	84	86	81
							3	91	81	73	89	79	72	77	70
							4	84	72	64	81	71	63	68	61
							5	77	65	56	75	63	55	61	54
							6	71	58	50	69	57	49	56	48
							7	66	53	44	65	52	44	51	43
							8	62	48	40	60	48	40	46	39
							9	58	45	36	56	44	36	43	36
							10	54	41	33	53	41	33	40	33
<p>The photometric results were obtained in the Design Lights Consortium Test Lab which is NVLAP accredited by the National Institute of Standards and Technology</p> <p>Photometric values based on tests performed in compliance with LM-79</p>							<b>Light Distribution</b>			<b>Average Luminance</b>					
							<b>Degrees</b>	<b>Lumens</b>	<b>% Luminaire</b>	<b>Angle</b>	<b>End</b>	<b>45°</b>	<b>Cross</b>		
							0-30	954	30	45	2851	2847	2857		
							0-40	1536	48.4	55	2502	2594	2558		
							0-60	2597	81.8	65	2119	2315	2243		
							0-90	3176	100	75	1692	2068	1689		
										85	1065	1230	814		

# EvoKit Click LED retrofit kit 1x4

## Energy saving solution – EvoKit CLKE 1'x4'

### Estimated lighting costs using a standard 3 lamp T8 troffer

Present wattage	59	W
× Annual operating hours	4,380	hrs
	=	258,420 Watt-Hours
÷ 1,000	=	258.40 kWh per year
× kWh rate of \$0.10	=	\$25.84 per year
× 125 fixtures	\$3,230.25	annual energy cost per space

### Estimated lighting costs using a Philips 42L 2x4 EvoKit CLKE

Present wattage	24	W
× Annual operating hours	4,380	hrs
	=	105,120 Watt-Hours
÷ 1,000	=	105.12 kWh per year
× kWh rate of \$0.10	=	\$10.51 per year
× 125 fixtures	\$1,314.00	annual energy cost per space

**Total estimated annual savings<sup>‡</sup> \$1,916.25**

<sup>‡</sup> Based on 125 fixtures per space operating 4,380 hours a year. 125 fixtures is roughly equivalent to a 10,000 square foot space. kWh rates will vary.

#### FOOTNOTES:

- 1) Please refer to the energy saving chart above for details.
  - 2) L<sub>70</sub> 72,000 hours @ 35°C based on TM21 and LM80.
  - 3) Based on photometric testing consistent with IES LM-79.  
Actual wattage may differ by +/- 10%. Actual initial lumen output may vary between -10 and +10% of the rated lumens.
- \*\*\* Please visit <http://www.usa.lighting.philips.com/support/support/warranty> for full details.
- † Restrictions on Hazardous Substances (RoHS) is a European directive (2002/95/EC) designed to limit the content of 6 substances [lead, mercury, cadmium, hexavalent chromium, polybrominated biphenyls (PBB), and polybrominated diphenyl ethers (PBDE)] in electrical and electrical products. For products used in North America, compliance with RoHS is voluntary and self-certified.
- ‡ Evokit luminaires are Design Lights Consortium qualified. Please see the DLC QPL list for exact catalog numbers (<http://www.designlights.org/QPL>).

