



KT-ALED140PS-M1-3-PMA-8XX-VDIM-P

POLE-MOUNT LED AREA LIGHT PREMIUM PACKAGE

DESCRIPTION

High-Performance Pole-Mount LED Area Light
Premium Package | Power Select 140W/100W/70W
all in one | 120–277V Input | Bronze Housing

APPLICATION

Pole-mount or structure-mount outdoor illumination needs (including parking lots, auto dealerships, pathways, roadways, recreational venues, and other general area lighting requirements)



PRODUCT FEATURES

- Compact, low-profile design delivers high-performance illumination and improves application site aesthetics
- Heavy-duty, die-cast aluminum housing with ample heat sinking for enhanced thermal performance
- True UO design for Dark Sky compliant performance eliminates undesirable sky glow
- Keystone Power Select Technology allows fixture to be set to 140W, 100W, or 70W settings
- 3-pin twist-lock photocell included along with integrated NEMA/ANSI C136.41 7-pin-twist lock receptacle and shorting cap, covers control needs and variables
- Pre-installed, adjustable pole mount kit with type III fixture optics, ideal for multi-headed pole applications
- Integral latch design for hassle-free, hinged access to driver compartment
- Bi-level occupancy sensor accessory available
- Reversible glare shield available, suitable for backside (house-side) or frontside (street-side) shielding
- Powered by Keystone 0–10V dimming LED driver featuring 12V AUX power tap, 6kV surge protection
- Ambient operating temperature: –40°C/–40°F to 50°C/122°F
- UL Certified for wet locations, IP65
- 0–10V dimming, 10% min
- Power factor: >0.95
- THD: <20%
- LED chip lifetime: L70 >100,000 hrs @ 25°C/77°F ambient fixture temp
- Meets FCC Part 15, Part B, Class A standards for conducted and radiated emissions

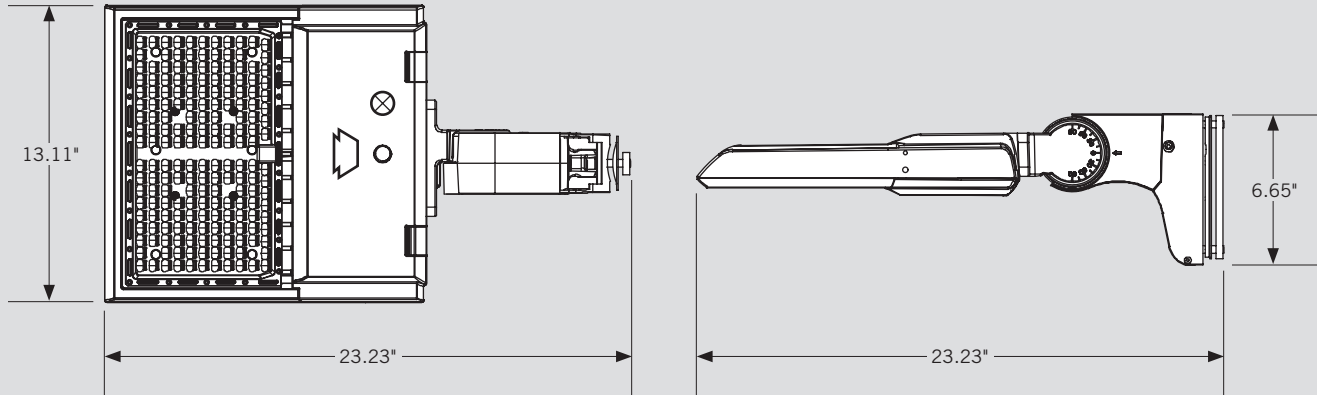
ELECTRICAL SPECIFICATIONS

Catalog Number	Wattage	Lumens	Efficacy	Dimming	Color Temp	CRI	Dist Type	Input Voltage	Rated Life	Legacy Equivalent	Housing Color	Additional Features
KT-ALED140PS-M1-3-PMA-840-VDIM-P	140W 100W 70W	19,300 lm 14,300 lm 10,350 lm	138–148 lm/W	0–10V	4000K	>80	III	120–277V	50,000 hrs	175–400W	Bronze	Premium package featuring: • 140W, 100W, 70W Power Select fixture body • Adjustable pole mount kit • 3-pin twist-lock photocell (with 7-pin receptacle and shorting cap) and full-color box • 6kV built in + 10 kV external surge protection • 12V AUX tap
KT-ALED140PS-M1-3-PMA-850-VDIM-P		19,600 lm 14,500 lm 10,500 lm	140–150 lm/W		5000K							

KT-ALED140PS-M1-3-PMA-8XX-VDIM-P

POLE-MOUNT LED AREA LIGHT PREMIUM PACKAGE

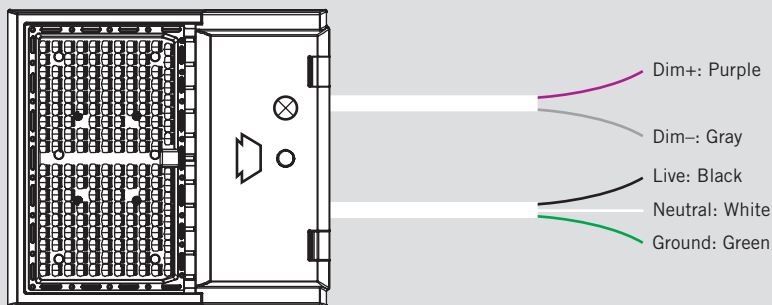
PHYSICAL SPECIFICATIONS



PACKAGING

Carton Quantity	1 piece
Carton Dimensions	6.1"H x 17"W x 24"L
Carton Weight	18 lbs

WIRING DIAGRAM



- This fixture comes pre-wired with a 7-pin twist-lock receptacle with shorting cap. Make input connections as needed and ensure connections are protected from exposure to the elements.
- Input voltage rating: 120-277V
- Ensure that input voltage on site matches the fixture you intend to install.

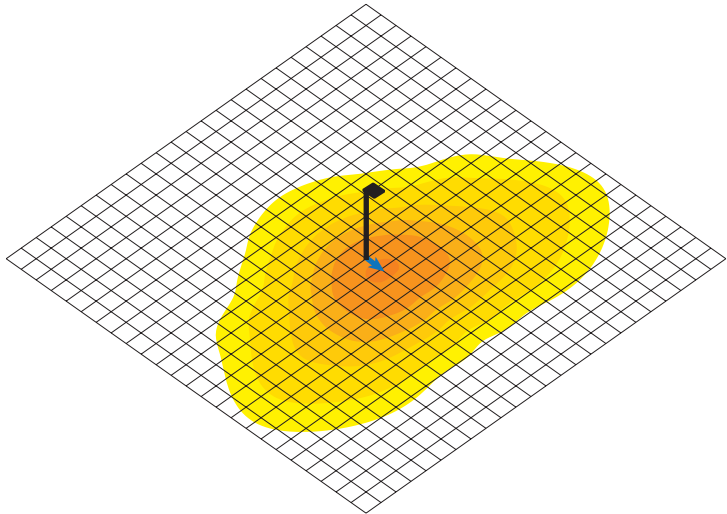
KT-ALED140PS-M1-3-PMA-8XX-VDIM-P

POLE-MOUNT LED AREA LIGHT PREMIUM PACKAGE

LIGHT DISTRIBUTION PATTERN (TYPE 3 [III])

POLE-MOUNT

View from above; Area light mounted at 30'

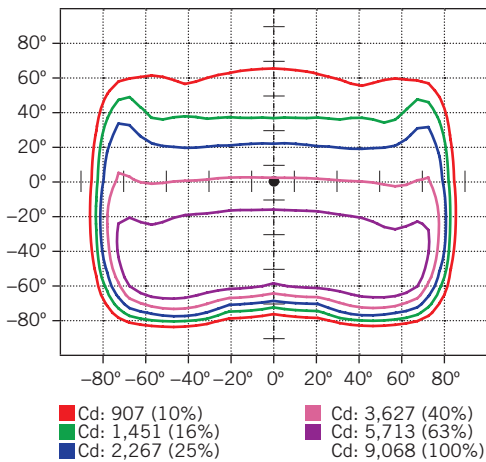


- Photometric layout for general reference only
- Grid dimension: 10 x 10 sq ft

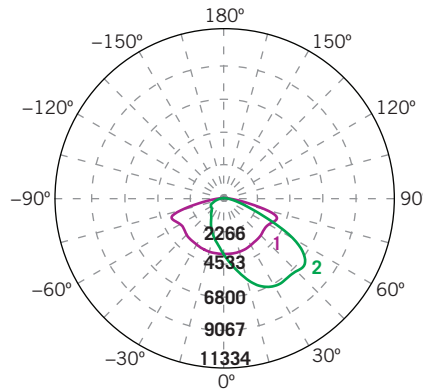


PHOTOMETRIC SPECIFICATIONS (TYPE 3 [III])

ISOCANDELA PLOT



LUMINOUS INTENSITY DISTRIBUTION



Average diffuse angle (50%): 110.8°

1 Violet C0-C180
2 Green C90-C270
Unit: cd

FLUX DISTRIBUTION

Zone	Lumens	% Luminaire
Forward Light	15,114 lm	77.8%
0°-30°	2,165 lm	11.2%
30°-60°	7,491 lm	38.6%
60°-80°	5,044 lm	26.1%
80°-90°	414 lm	2.1%
Back Light	4,301 lm	22.2%
0°-30°	1,151 lm	5.9%
30°-60°	1,961 lm	10.1%
60°-80°	1,090 lm	5.6%
80°-90°	98 lm	0.5%
Up Light	0 lm	0.0%
90°-100°	0 lm	0.0%
100°-180°	0 lm	0.0%

BUG* Rating

Asymmetrical Luminaire Types	
Type I, II, III, IV	B3 U0 G3
Quadrilateral Symmetrical Luminaire Types	
Type V, Area Light	B3 U0 G3

* Backlight, Uplight, Glare














KT-ALED140PS-M1-3-PMA-8XX-VDIM-P

POLE-MOUNT LED AREA LIGHT PREMIUM PACKAGE

EPA SPECIFICATIONS

Medium-Size Fixture Housing

Conditions: Horizontal winds only for calculations. Worst case total projected area used for calculations. All drag coefficients are set as worst case 1.2.
For details on exact EPA calculations and assumptions, please contact productsupport@keystonetech.com

EPA Calcs (1.2*ft^2 View)		Single Fixture	2 Fixtures at 90°	2 Fixtures at 180°	3 Fixtures at 90°	3 Fixtures at 120°	4 Fixtures at 90°	2 Fixtures Side-by-Side	3 Fixtures Side-by-Side	4 Fixtures Side-by-Side
Mounting Application	Fixture Position									
Adjustable Pole Mount										
	Horizontal	0.50 sq. ft.	0.78 sq. ft.	1.01 sq. ft.	1.19 sq. ft.	1.28 sq. ft.	1.19 sq. ft.	0.74 sq. ft.	1.11 sq. ft.	1.48 sq. ft.
Adjustable Pole Mount										
	45°	1.27 sq. ft.	1.73 sq. ft.	1.27 sq. ft.	2.20 sq. ft.	3.10 sq. ft.	2.20 sq. ft.	2.53 sq. ft.	3.80 sq. ft.	5.07 sq. ft.




KT-ALED140PS-M1-3-PMA-8XX-VDIM-P

POLE-MOUNT LED AREA LIGHT PREMIUM PACKAGE

ACCESSORIES (SOLD SEPARATELY)

GLARE SHIELD

Catalog Number	Description	UPC	Easy Code
KT-ALED-GS-M1-KIT	Reversible Glare Shield Kit; Medium (fits "M1" fixture bodies); Bronze Housing	843654131801	DHT-23



MICROWAVE OCCUPANCY SENSOR

Catalog Number	Description	UPC	Easy Code
KTS-MW3-12V-PKO	12V Microwave Occupancy Sensor	843654130637	TRM-32



REMOTE CONTROL

Catalog Number	Description	UPC	Easy Code
KTS-MW3-REMOTECONTROL	Remote Control for KTS-MW3-12V-XX Sensors, Sets/adjusts all sensor performance parameters	843654132020	XSR-61





KT-ALED140PS-M1-3-PMA-8XX-VDIM-P

POLE-MOUNT LED AREA LIGHT PREMIUM PACKAGE

ORDERING INFORMATION

ORDER CODE	PACK QTY.	UPC	Easy Code
KT-ALED140PS-M1-3-PMA-840-VDIM-P	1	843654132006	BXF-97
KT-ALED140PS-M1-3-PMA-850-VDIM-P	1	843654131306	KJN-48

CATALOG NUMBER BREAKDOWN

KT-ALED140PS-M1-3-PMA-8XX-VDIM-P

1 2 3 4 5 6 7 8 9 10 11 12 13 14

1 Keystone Technologies

2 Fixture Type

3 LED Technology

4 Wattage

5 Special Indicator

6 Size/Shape

7 Style/Design Designation

8 Distribution Type

9 Mounting

10 CRI

11 Color Temp

12 Dimming

13 Premium Package

14 Housing Color

2 Fixture Type

A	Area Light
---	------------

7 Style/Design Designation

1	Series 1
---	----------

10 CRI

8	>80
---	-----

13 Premium Package

PM	Full Color Box, Photocell Included, Mount Included
----	--

5 Special Indicator

PS	Power Select Technology (120-277V)
----	------------------------------------

8 Distribution Type

2	Type 2 (II)
3	Type 3 (III)
4	Type 4 (IV)
5	Type 5 (V)

11 Color Temp

40	4000K
50	5000K

6 Size/Shape

M	Medium Housing
---	----------------

9 Mounting

PMA	Adjustable Pole Mounting
-----	--------------------------

12 Dimming

VDIM	0-10V
------	-------

14 Housing Color

Blank	Bronze
B	Black
W	White