

docklite®

Modular Spring Arm



- Heavy-duty steel spring with black e-coat finish that won't crack, flake, or peel.
- Compatible with incandescent, metal halide, and high pressure sodium modular heads.
- Available in single-strut and double-strut styles (not for use with fan accessory).
- Same quality construction as our standard modular arm.
- 1½" square steel tube arms with wrist-action zinc-plated steel joint (42" and 60" models).
- Zinc-plated steel mounting bracket.
- Wear-resistant 3-conductor AC cord fits directly into standard outlet. Receptacle in arm accepts plug on any modular docklite light head.
- Washers at all joints and bushings at bracket joints for smooth operation, greater stability and longer wear.
- High visibility "safety yellow" thermoset powder-coated finish is electrostatically applied and oven-cured to ensure consistent, complete coverage and maximum durability.
- On/Off rocker switch and receptacle.

ORDERING INFORMATION

Modular Arms:

	SERIES	LENGTH	PART	OPTIONS
Example	DL	42	ARM	SP
	DL	24 = 24" 42 = 42" 60 = 60"	ARM	SP = Spring Arm DS = Double-Strut ¹

3-YEAR LIMITED WARRANTY

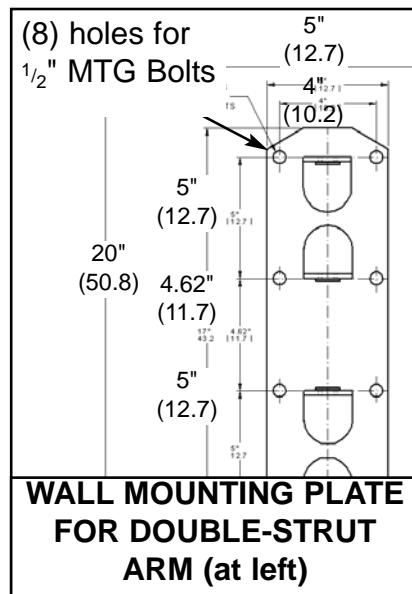
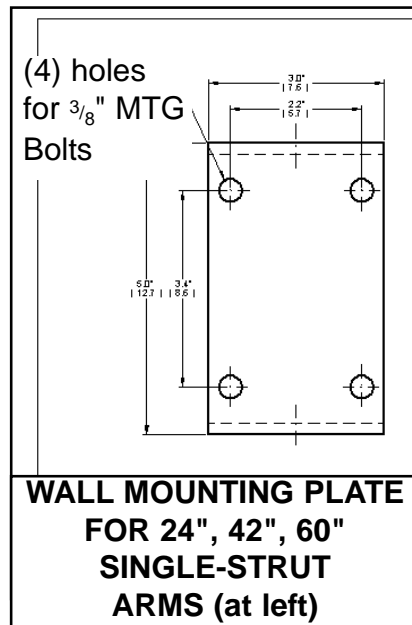
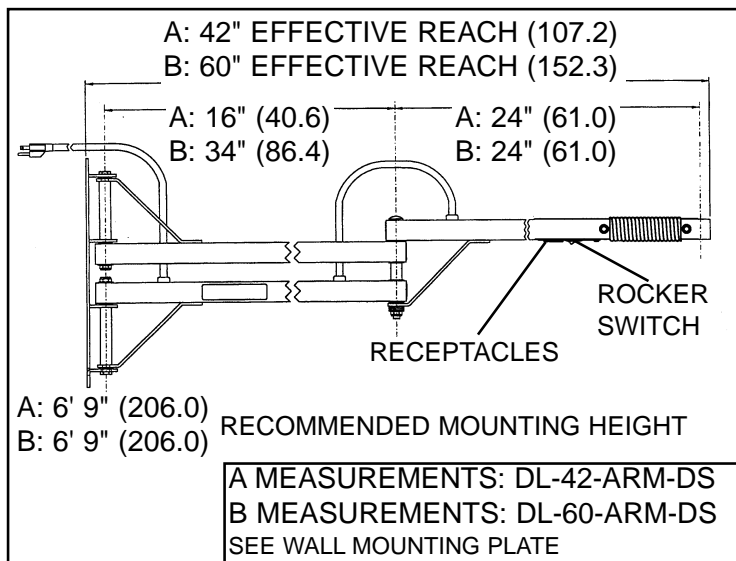
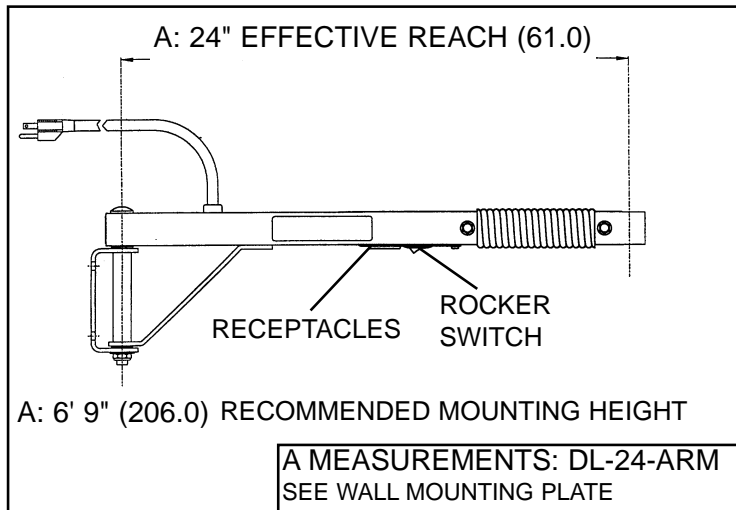
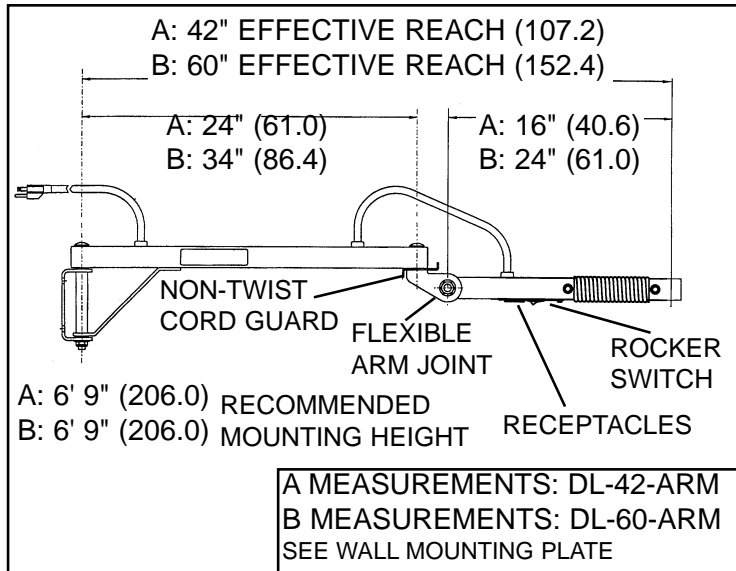
against defects in material and workmanship. See Standard Terms and Conditions for details.

MUST HAVE "SP" SUFFIX TO GET SPRING OPTION

¹ Double-Strut available in 42" and 60" lengths only.

PHOENIX®

DIMENSIONS



N5610335B